

Circuito de Jerez
Championnat de France F4
Race - 3
Provisional Results



Cls	N°	Driver	Nat	Team	Class	Cls	Laps	Total Time	Gap	Interval	Km/h	Best	Time	Km/h
1	23	Caio Collet	BRA				12	22:31.923			141.4	4	1:51.552	142.9
2	28	Alessandro Ghiretti	FRA				12	22:45.234	13.311	13.311	140.1	4	1:52.304	141.9
3	30	Esteban Muth	DEU				12	22:49.908	17.985	4.674	139.6	5	1:52.878	141.2
4	10	Reshad De Gerus	FRA		Junior	1	12	22:50.176	18.253	0.268	139.6	5	1:52.615	141.5
5	11	Pierre-Louis Chovet	FRA				12	22:51.278	19.355	1.102	139.4	6	1:52.386	141.8
6	31	Ulysse De Pauw	BEL				12	22:52.256	20.333	0.978	139.3	9	1:52.580	141.5
7	27	Ugo De Wilde	BEL				12	22:53.594	21.671	1.338	139.2	3	1:52.944	141.1
8	7	Arthur Leclerc	MCO				12	22:53.722	21.799	0.128	139.2	3	1:52.566	141.6
9	87	O'Neill Muth	DEU		Junior	2	12	22:55.446	23.523	1.724	139.0	10	1:52.986	141.0
10	21	Théo Pourchaire	FRA		Junior	3	12	22:56.190	24.267	0.744	138.9	12	1:52.995	141.0
11	5	Adam Eteki	FRA				12	22:59.234	27.311	3.044	138.6	2	1:53.292	140.7
12	16	Sacha Lehmann	FRA				12	23:00.059	28.136	0.825	138.6	3	1:53.087	140.9
13	4	Baptiste Moulin	BEL				12	23:04.274	32.351	4.215	138.1	6	1:52.953	141.1
14	1	Baptiste Berthelot	FRA				12	23:09.123	37.200	4.849	137.7	3	1:53.445	140.5
15	51	Shihab Al Habsi	OMN		Junior	4	12	23:18.450	46.527	9.327	136.7	3	1:53.554	140.3
16	22	Théo Nouet	FRA				11	21:05.681	1 Lap	1 Lap	138.5	3	1:53.754	140.1

Fastest lap Caio Collet in 1:51.552 at 142.9 Km/h in lap 4

Published at:.....

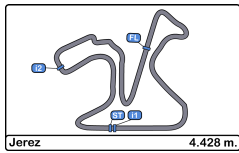
Track Temp: **42.0 °C** Air Temp: **30.9 °C** Humidity: **28 %** Track Status: **DRY**

Stewards:

Race Director:

Timekeeper:





Circuito de Jerez
Championnat de France F4
Race - 3
Provisional Results by Class



Cla	N°	Driver	Nat	Team	Class	Cls	Laps	Total Time	Gap	Interval	Km/h	Best	Time	Km/h
1	23	Caio Collet	BRA				12	22:31.923			141.4	4	1:51.552	142.9
2	28	Alessandro Ghiretti	FRA				12	22:45.234	13.311	13.311	140.1	4	1:52.304	141.9
3	30	Esteban Muth	DEU				12	22:49.908	17.985	4.674	139.6	5	1:52.878	141.2
4	11	Pierre-Louis Chovet	FRA				12	22:51.278	19.355	1.370	139.4	6	1:52.386	141.8
5	31	Ulysse De Pauw	BEL				12	22:52.256	20.333	0.978	139.3	9	1:52.580	141.5
6	27	Ugo De Wilde	BEL				12	22:53.594	21.671	1.338	139.2	3	1:52.944	141.1
7	7	Arthur Leclerc	MCO				12	22:53.722	21.799	0.128	139.2	3	1:52.566	141.6
8	5	Adam Eteki	FRA				12	22:59.234	27.311	5.512	138.6	2	1:53.292	140.7
9	16	Sacha Lehmann	FRA				12	23:00.059	28.136	0.825	138.6	3	1:53.087	140.9
10	4	Baptiste Moulin	BEL				12	23:04.274	32.351	4.215	138.1	6	1:52.953	141.1
11	1	Baptiste Berthelot	FRA				12	23:09.123	37.200	4.849	137.7	3	1:53.445	140.5
12	22	Théo Nouet	FRA				11	21:05.681	1 Lap	1 Lap	138.5	3	1:53.754	140.1

Published at:.....

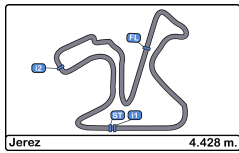
Track Temp: **42.0 °C** Air Temp: **30.9 °C** Humidity: **28 %** Track Status: **DRY**

Stewards:

Race Director:

Timekeeper:



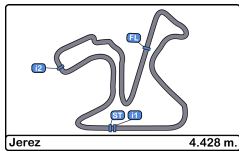


Circuito de Jerez
Championnat de France F4
Race - 3



Provisional Classification by Driver Fastest Lap

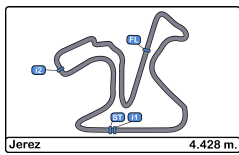
Cls	N°	Driver	Team	Class	Cls	Laps	Best	Time	Gap	Interval	Km/h
1	23	Caio Collet	BRA			12	4	1:51.552			142.9
2	28	Alessandro Ghiretti	FRA			12	4	1:52.304	0.752	0.752	141.9
3	11	Pierre-Louis Chovet	FRA			12	6	1:52.386	0.834	0.082	141.8
4	7	Arthur Leclerc	MCO			12	3	1:52.566	1.014	0.180	141.6
5	31	Ulysse De Pauw	BEL			12	9	1:52.580	1.028	0.014	141.5
6	10	Reshad De Gerus	FRA	Junior	1	12	5	1:52.615	1.063	0.035	141.5
7	30	Esteban Muth	DEU			12	5	1:52.878	1.326	0.263	141.2
8	27	Ugo De Wilde	BEL			12	3	1:52.944	1.392	0.066	141.1
9	4	Baptiste Moulin	BEL			12	6	1:52.953	1.401	0.009	141.1
10	87	O'Neill Muth	DEU	Junior	2	12	10	1:52.986	1.434	0.033	141.0
11	21	Théo Pourchaire	FRA	Junior	3	12	12	1:52.995	1.443	0.009	141.0
12	16	Sacha Lehmann	FRA			12	3	1:53.087	1.535	0.092	140.9
13	5	Adam Eteki	FRA			12	2	1:53.292	1.740	0.205	140.7
14	1	Baptiste Berthelot	FRA			12	3	1:53.445	1.893	0.153	140.5
15	51	Shihab Al Habsi	OMN	Junior	4	12	3	1:53.554	2.002	0.109	140.3
16	22	Théo Nouet	FRA			11	3	1:53.754	2.202	0.200	140.1



Circuito de Jerez
Championnat de France F4
Race - 3
Distance and Speed Average



Cls	Nº	Driver	Nat	Team	Class	Cls	Laps	Distance	Total Time	Km/h
1	23	Caio Collet	BRA				12	53.13	22:31.923	141.4
2	28	Alessandro Ghiretti	FRA				12	53.13	22:45.234	140.1
3	30	Esteban Muth	DEU				12	53.13	22:49.908	139.6
4	10	Reshad De Gerus	FRA		Junior	1	12	53.13	22:50.176	139.6
5	11	Pierre-Louis Chovet	FRA				12	53.13	22:51.278	139.4
6	31	Ulysse De Pauw	BEL				12	53.13	22:52.256	139.3
7	27	Ugo De Wilde	BEL				12	53.13	22:53.594	139.2
8	7	Arthur Leclerc	MCO				12	53.13	22:53.722	139.2
9	87	O'Neill Muth	DEU		Junior	2	12	53.13	22:55.446	139.0
10	21	Théo Pourchaire	FRA		Junior	3	12	53.13	22:56.190	138.9
11	5	Adam Eteki	FRA				12	53.13	22:59.234	138.6
12	16	Sacha Lehmann	FRA				12	53.13	23:00.059	138.6
13	4	Baptiste Moulin	BEL				12	53.13	23:04.274	138.1
14	1	Baptiste Berthelot	FRA				12	53.13	23:09.123	137.7
15	51	Shihab Al Habsi	OMN		Junior	4	12	53.13	23:18.450	136.7
16	22	Théo Nouet	FRA				11	48.70	21:05.681	138.5



Circuito de Jerez
Championnat de France F4
Race - 3
Lap Analysis



1 Baptiste Berthelot

7 Arthur Leclerc

Lap D	Time	Sector 1	Sector 2	Sector 3	T. Spd	Elapsed	Lap D	Time	Sector 1	Sector 2	Sector 3	T. Spd	Elapsed
1	2:06.050	53.641	31.969	40.440	190.1	2:06.050	1	2:01.197	49.941	31.869	39.387	188.8	2:01.197
2	1:54.288	43.639	31.380	39.269	189.1	4:00.338	2	1:52.932	43.053	30.958	<u>38.921</u>	186.8	3:54.129
3	<u>1:53.445</u>	42.870	<u>31.082</u>	39.493	190.1	5:53.783	3	<u>1:52.566</u>	<u>42.755</u>	<u>30.855</u>	38.956	188.8	5:46.695
4	1:54.180	<u>42.781</u>	31.651	39.748	191.8	7:47.963	4	1:53.025	42.924	31.069	39.032	187.5	7:39.720
5	2:03.266	51.225	32.657	39.384	142.8	9:51.229	5	1:53.306	42.857	30.974	39.475	187.5	9:33.026
6	1:53.780	43.026	31.222	39.532	189.8	11:45.009	6	1:54.184	43.519	31.418	39.247	186.2	11:27.210
7	1:54.045	42.973	31.234	39.838	187.5	13:39.054	7	1:53.322	43.024	31.070	39.228	188.8	13:20.532
8	1:53.765	43.263	31.232	39.270	188.1	15:32.819	8	1:53.873	43.514	31.095	39.264	187.1	15:14.405
9	1:54.131	43.330	31.590	<u>39.211</u>	187.8	17:26.950	9	1:54.903	43.241	31.669	39.993	188.4	17:09.308
10	1:53.799	43.181	31.218	39.400	189.4	19:20.749	10	1:55.501	44.461	31.510	39.530	190.8	19:04.809
11	1:54.072	43.223	31.538	39.311	188.8	21:14.821	11	1:54.815	43.654	31.572	39.589	189.1	20:59.624
12	1:54.302	43.260	31.537	39.505	187.1	23:09.123	12	1:54.098	43.195	31.089	39.814	189.1	22:53.722

4 Baptiste Moulin

10 Reshad De Gerus Junior

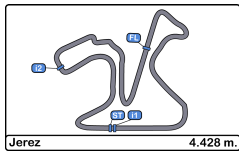
Lap D	Time	Sector 1	Sector 2	Sector 3	T. Spd	Elapsed	Lap D	Time	Sector 1	Sector 2	Sector 3	T. Spd	Elapsed
1	2:06.149	54.389	31.433	40.327	187.8	2:06.149	1	2:03.045	51.206	31.330	40.509	189.4	2:03.045
2	1:53.403	43.431	<u>30.983</u>	<u>38.989</u>	189.8	3:59.552	2	1:52.743	42.905	30.961	38.877	188.8	3:55.788
3	1:53.387	43.005	31.179	39.203	191.4	5:52.939	3	1:53.664	42.862	31.552	39.250	190.4	5:49.452
4	1:54.156	43.239	31.621	39.296	191.4	7:47.095	4	1:52.902	43.110	<u>30.915</u>	38.877	188.4	7:42.354
5	2:03.403	51.594	32.381	39.428	163.3	9:50.498	5	<u>1:52.615</u>	<u>42.794</u>	30.965	<u>38.856</u>	189.1	9:34.969
6	<u>1:52.953</u>	<u>42.885</u>	31.053	39.015	189.4	11:43.451	6	1:52.905	42.914	31.031	38.960	190.1	11:27.874
7	1:53.205	42.954	31.113	39.138	189.1	13:36.656	7	1:53.366	43.053	31.098	39.215	190.1	13:21.240
8	1:53.469	42.984	31.243	39.242	188.1	15:30.125	8	1:53.920	43.239	31.330	39.351	190.4	15:15.160
9	1:53.565	43.097	31.299	39.169	187.5	17:23.690	9	1:53.998	43.027	31.428	39.543	189.8	17:09.158
10	1:53.375	42.969	31.208	39.198	189.1	19:17.065	10	1:53.987	43.684	31.183	39.120	189.1	19:03.145
11	1:53.579	42.963	31.321	39.295	189.4	21:10.644	11	1:53.263	42.958	31.079	39.226	188.8	20:56.408
12	1:53.630	43.110	31.107	39.413	189.4	23:04.274	12	1:53.768	43.225	31.211	39.332	189.8	22:50.176

5 Adam Eteki

11 Pierre-Louis Chovet

Lap D	Time	Sector 1	Sector 2	Sector 3	T. Spd	Elapsed	Lap D	Time	Sector 1	Sector 2	Sector 3	T. Spd	Elapsed
1	2:01.487	50.006	31.970	39.511	190.1	2:01.487	1	2:03.845	52.126	31.794	39.925	190.4	2:03.845
2	<u>1:53.292</u>	<u>43.066</u>	<u>31.206</u>	<u>39.020</u>	188.1	3:54.779	2	1:53.975	43.574	31.274	39.127	193.2	3:57.820
3	1:54.759	43.332	31.840	39.587	183.6	5:49.538	3	1:53.557	42.950	31.391	39.216	192.5	5:51.377
4	1:54.924	43.883	31.598	39.443	192.1	7:44.462	4	1:53.296	43.091	30.967	39.238	189.1	7:44.673
5	1:54.662	43.542	31.965	39.155	188.4	9:39.124	5	1:53.502	43.430	31.261	38.811	189.8	9:38.175
6	1:54.101	43.347	31.548	39.206	189.8	11:33.225	6	<u>1:52.386</u>	42.727	<u>30.870</u>	<u>38.789</u>	188.8	11:30.561
7	1:54.131	43.279	31.647	39.205	189.4	13:27.356	7	1:52.625	42.738	30.957	38.930	189.8	13:23.186
8	1:54.630	43.424	31.770	39.436	188.8	15:21.986	8	1:52.889	<u>42.675</u>	30.983	39.231	190.4	15:16.075
9	1:55.217	43.535	32.256	39.426	188.1	17:17.203	9	1:53.616	43.254	31.106	39.256	189.4	17:09.691
10	1:53.738	43.223	31.422	39.093	189.8	19:10.941	10	1:54.617	43.825	31.309	39.483	191.1	19:04.308
11	1:53.552	43.157	31.254	39.141	189.4	21:04.493	11	1:53.803	43.152	31.300	39.351	193.5	20:58.111
12	1:54.741	43.341	31.686	39.714	188.1	22:59.234	12	1:53.167	43.221	31.031	38.915	188.8	22:51.278





Circuito de Jerez
Championnat de France F4
Race - 3
Lap Analysis



16

Sacha Lehmann

23

Caio Collet

Lap D	Time	Sector 1	Sector 2	Sector 3	T. Spd	Elapsed	Lap D	Time	Sector 1	Sector 2	Sector 3	T. Spd	Elapsed
1	2:07.771	52.887	32.083	42.801	187.5	2:07.771	1	1:58.662	49.184	30.728	38.750	187.1	1:58.662
2	1:53.959	43.796	31.015	39.148	188.4	4:01.730	2	1:51.816	42.552	30.578	38.686	187.5	3:50.478
3	1:53.087	43.034	31.005	39.048	188.4	5:54.817	3	1:51.991	42.565	30.692	38.734	188.1	5:42.469
4	1:53.501	43.224	31.073	39.204	189.4	7:48.318	4	1:51.552	42.450	30.578	38.524	188.8	7:34.021
5	1:54.556	44.312	31.201	39.043	181.2	9:42.874	5	1:51.625	42.444	30.607	38.574	187.8	9:25.646
6	1:53.368	43.035	31.000	39.333	189.4	11:36.242	6	1:52.127	42.667	30.676	38.784	187.8	11:17.773
7	1:53.114	42.982	30.968	39.164	190.8	13:29.356	7	1:52.158	42.633	30.708	38.817	188.4	13:09.931
8	1:54.330	43.536	31.483	39.311	187.5	15:23.686	8	1:52.041	42.606	30.699	38.736	187.8	15:01.972
9	1:54.249	43.170	31.469	39.610	190.1	17:17.935	9	1:52.304	42.621	30.742	38.941	188.1	16:54.276
10	1:54.237	43.258	31.423	39.556	188.8	19:12.172	10	1:52.353	42.742	30.750	38.861	188.8	18:46.629
11	1:53.929	43.349	31.232	39.348	188.4	21:06.101	11	1:52.562	42.720	30.866	38.976	188.1	20:39.191
12	1:53.958	43.250	31.217	39.491	189.4	23:00.059	12	1:52.732	42.850	30.840	39.042	188.4	22:31.923

21

Théo Pourchaire

Junior 27

Ugo De Wilde

Lap D	Time	Sector 1	Sector 2	Sector 3	T. Spd	Elapsed	Lap D	Time	Sector 1	Sector 2	Sector 3	T. Spd	Elapsed
1	2:03.516	51.295	31.471	40.750	190.4	2:03.516	1	2:03.258	51.693	31.332	40.233	190.8	2:03.258
2	1:53.951	43.437	31.509	39.005	188.4	3:57.467	2	1:53.550	43.626	30.955	38.969	187.8	3:56.808
3	1:53.804	43.202	31.205	39.397	190.1	5:51.271	3	1:52.944	42.857	30.910	39.177	189.4	5:49.752
4	1:54.145	43.725	31.342	39.078	189.1	7:45.416	4	1:53.493	43.552	30.914	39.027	189.4	7:43.245
5	1:54.135	43.203	31.585	39.347	190.4	9:39.551	5	1:53.015	42.959	30.963	39.093	189.1	9:36.260
6	1:55.191	43.076	31.813	40.302	192.5	11:34.742	6	1:52.998	42.856	30.929	39.213	189.8	11:29.258
7	1:53.533	43.434	31.192	38.907	190.1	13:28.275	7	1:53.270	43.083	30.837	39.350	188.4	13:22.528
8	1:54.254	43.115	31.499	39.640	189.4	15:22.529	8	1:53.352	43.054	30.949	39.349	188.8	15:15.880
9	1:54.117	43.227	31.776	39.114	189.8	17:16.646	9	1:53.610	43.110	31.010	39.490	189.4	17:09.490
10	1:53.475	43.144	31.243	39.088	189.4	19:10.121	10	1:54.567	43.865	31.247	39.455	190.4	19:04.057
11	1:53.074	43.032	31.043	38.999	189.8	21:03.195	11	1:53.913	43.301	31.104	39.508	189.8	20:57.970
12	1:52.995	43.055	31.102	38.838	189.1	22:56.190	12	1:55.624	44.129	31.589	39.906	188.4	22:53.594

22

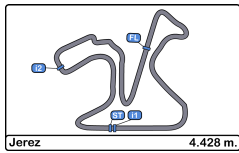
Théo Nouet

28

Alessandro Ghiretti

Lap D	Time	Sector 1	Sector 2	Sector 3	T. Spd	Elapsed	Lap D	Time	Sector 1	Sector 2	Sector 3	T. Spd	Elapsed
1	2:04.576	52.521	31.678	40.377	189.4	2:04.576	1	2:01.968	50.459	31.552	39.957	189.1	2:01.968
2	1:53.995	43.447	31.249	39.299	190.1	3:58.571	2	1:53.100	43.005	31.011	39.084	188.8	3:55.068
3	1:53.754	42.948	31.330	39.476	191.4	5:52.325	3	1:52.929	43.014	31.079	38.836	187.5	5:47.997
4	1:53.876	43.159	31.446	39.271	191.1	7:46.201	4	1:52.304	42.738	30.765	38.801	189.4	7:40.301
5	1:54.240	43.302	31.382	39.556	190.4	9:40.441	5	1:52.861	42.765	30.812	39.284	189.4	9:33.162
6	1:54.733	43.834	31.147	39.752	190.1	11:35.174	6	1:53.528	43.413	31.021	39.094	189.1	11:26.690
7	1:54.069	43.114	31.446	39.509	193.2	13:29.243	7	1:52.618	42.751	30.860	39.007	188.4	13:19.308
8	1:54.149	43.390	31.423	39.336	187.8	15:23.392	8	1:52.735	42.868	30.803	39.064	187.5	15:12.043
9	1:54.317	43.150	31.545	39.622	189.8	17:17.709	9	1:52.820	42.878	30.905	39.037	187.8	17:04.863
10	1:53.987	42.997	31.419	39.571	191.4	19:11.696	10	1:53.517	42.932	31.017	39.568	188.4	18:58.380
11	1:53.985	43.242	31.366	39.377	189.8	21:05.681	11	1:53.178	42.955	31.043	39.180	188.4	20:51.558
12	1:53.985	43.114	31.452	39.422	188.8	22:59.163	12	1:53.676	43.247	31.138	39.291	188.1	22:45.234





Circuito de Jerez
Championnat de France F4
Race - 3
Lap Analysis



30

Esteban Muth

87

O'Neill Muth

Junior

Lap D	Time	Sector 1	Sector 2	Sector 3	T. Spd	Elapsed	Lap D	Time	Sector 1	Sector 2	Sector 3	T. Spd	Elapsed
1	2:02.386	50.948	31.306	40.132	189.1	2:02.386	1	2:04.718	52.965	31.500	40.253	189.4	2:04.718
2	1:53.019	42.892	31.041	39.086	189.4	3:55.405	2	1:54.014	43.602	31.326	39.086	189.4	3:58.732
3	1:53.167	42.970	31.180	39.017	190.1	5:48.572	3	1:53.742	43.151	31.218	39.373	191.1	5:52.474
4	1:53.061	42.736	31.089	39.236	190.4	7:41.633	4	1:53.841	43.136	31.578	39.127	193.8	7:46.315
5	1:52.878	42.866	30.962	39.050	188.1	9:34.511	5	1:54.216	43.379	31.650	39.187	192.1	9:40.531
6	1:53.081	42.825	31.008	39.248	189.8	11:27.592	6	1:54.085	43.259	30.954	39.872	189.4	11:34.616
7	1:53.144	42.960	31.083	39.101	190.8	13:20.736	7	1:53.180	43.061	30.886	39.233	188.8	13:27.796
8	1:54.114	43.596	31.163	39.355	188.8	15:14.850	8	1:54.451	43.078	31.808	39.565	190.8	15:22.247
9	1:53.824	43.032	31.158	39.634	190.8	17:08.674	9	1:53.918	43.408	31.448	39.062	188.8	17:16.165
10	1:53.699	43.162	31.219	39.318	189.4	19:02.373	10	1:52.986	42.881	30.945	39.160	189.4	19:09.151
11	1:53.684	43.169	31.174	39.341	188.4	20:56.057	11	1:53.089	42.878	31.062	39.149	188.4	21:02.240
12	1:53.851	43.112	31.301	39.438	188.8	22:49.908	12	1:53.206	43.033	30.964	39.209	188.8	22:55.446

31

Ulysse De Pauw

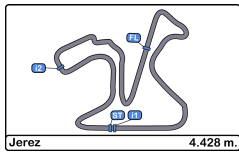
Lap D	Time	Sector 1	Sector 2	Sector 3	T. Spd	Elapsed
1	2:03.778	51.772	31.650	40.356	193.5	2:03.778
2	1:54.319	43.547	31.640	39.132	190.1	3:58.097
3	1:53.522	43.063	31.293	39.166	189.8	5:51.619
4	1:54.112	43.440	31.576	39.096	189.1	7:45.731
5	1:54.092	43.113	31.635	39.344	189.8	9:39.823
6	1:53.846	43.036	31.433	39.377	191.1	11:33.669
7	1:52.994	42.985	31.067	38.942	191.4	13:26.663
8	1:52.667	42.813	30.975	38.879	188.8	15:19.330
9	1:52.580	42.789	30.881	38.910	188.8	17:11.910
10	1:52.941	42.898	31.019	39.024	189.4	19:04.851
11	1:54.043	43.712	31.296	39.035	193.2	20:58.894
12	1:53.362	43.149	31.268	38.945	187.5	22:52.256

51

Shihab Al Habsi

Junior

Lap D	Time	Sector 1	Sector 2	Sector 3	T. Spd	Elapsed
1	2:04.984	53.405	31.837	39.742	189.4	2:04.984
2	1:54.193	43.423	31.424	39.346	189.8	3:59.177
3	1:53.554	43.011	31.221	39.322	190.4	5:52.731
4	1:54.060	43.287	31.595	39.178	189.1	7:46.791
5	2:11.686	1:00.299	32.010	39.377	171.7	9:58.477
6	1:54.246	43.265	31.167	39.814	188.8	11:52.723
7	1:54.161	43.383	31.410	39.368	187.8	13:46.884
8	1:54.045	43.232	31.571	39.242	187.1	15:40.929
9	1:53.790	43.294	31.230	39.266	187.5	17:34.719
10	1:54.974	43.304	31.599	40.071	187.5	19:29.693
11	1:54.288	43.328	31.460	39.500	186.8	21:23.981
12	1:54.469	43.436	31.319	39.714	187.1	23:18.450

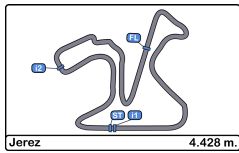


Circuito de Jerez
Championnat de France F4
Race - 3
Analysis by Lap



Num	Lap Time	Gap	Num	Lap Time	Gap	Num	Lap Time	Gap	Num	Lap Time	Gap	Num	Lap Time	Gap
Lap 1			30	1:53.167	06.103	5	1:54.662	13.478	22	1:54.069	19.312	51	1:53.790	40.443
23	1:58.662		10	1:53.664	06.983	21	1:54.135	13.905	16	1:53.114	19.425	Num Lap Time Gap		
7	2:01.197	02.535	5	1:54.759	07.069	31	1:54.092	14.177	4	1:53.205	26.725	Lap 10		
5	2:01.487	02.825	27	1:52.944	07.283	22	1:54.240	14.795	1	1:54.045	29.123	23	1:52.353	
28	2:01.968	03.306	21	1:53.804	08.802	87	1:54.216	14.885	51	1:54.161	36.953	28	1:53.517	11.751
30	2:02.386	03.724	11	1:53.557	08.908	16	1:54.556	17.228	Num Lap Time Gap			30	1:53.699	15.744
10	2:03.045	04.383	31	1:53.522	09.150	4	2:03.403	24.852	Lap 8			10	1:53.987	16.516
27	2:03.258	04.596	22	1:53.754	09.856	1	2:03.266	25.583	23	1:52.041		27	1:54.567	17.428
21	2:03.516	04.854	87	1:53.742	10.005	51	2:11.686	32.831	28	1:52.735	10.071	11	1:54.617	17.679
31	2:03.778	05.116	51	1:53.554	10.262	Num Lap Time Gap			7	1:53.873	12.433	7	1:55.501	18.180
11	2:03.845	05.183	4	1:53.387	10.470	Lap 6			30	1:54.114	12.878	31	1:52.941	18.222
22	2:04.576	05.914	1	1:53.445	11.314	23	1:52.127		10	1:53.920	13.188	87	1:52.986	22.522
87	2:04.718	06.056	16	1:53.087	12.348	28	1:53.528	08.917	27	1:53.352	13.908	21	1:53.475	23.492
51	2:04.984	06.322	Num Lap Time Gap			7	1:54.184	09.437	11	1:52.889	14.103	5	1:53.738	24.312
1	2:06.050	07.388	Lap 4			30	1:53.081	09.819	31	1:52.667	17.358	22	1:53.987	25.067
4	2:06.149	07.487	23	1:51.552		10	1:52.905	10.101	5	1:54.630	20.014	16	1:54.237	25.543
16	2:07.771	09.109	7	1:53.025	05.699	27	1:52.998	11.485	87	1:54.451	20.275	4	1:53.375	30.436
Num Lap Time Gap			28	1:52.304	06.280	11	1:52.386	12.788	21	1:54.254	20.557	1	1:53.799	34.120
Lap 2			30	1:53.061	07.612	5	1:54.101	15.452	22	1:54.149	21.420	51	1:54.974	43.064
23	1:51.816		10	1:52.902	08.333	31	1:53.846	15.896	16	1:54.330	21.714	Num Lap Time Gap		
7	1:52.932	03.651	27	1:53.493	09.224	87	1:54.085	16.843	4	1:53.469	28.153	Lap 11		
5	1:53.292	04.301	5	1:54.924	10.441	21	1:55.191	16.969	1	1:53.765	30.847	23	1:52.562	
28	1:53.100	04.590	11	1:53.296	10.652	22	1:54.733	17.401	51	1:54.045	38.957	28	1:53.178	12.367
30	1:53.019	04.927	21	1:54.145	11.395	16	1:53.368	18.469	Num Lap Time Gap			30	1:53.684	16.866
10	1:52.743	05.310	31	1:54.112	11.710	4	1:52.953	25.678	Lap 9			10	1:53.263	17.217
27	1:53.550	06.330	22	1:53.876	12.180	1	1:53.780	27.236	23	1:52.304		27	1:53.913	18.779
21	1:53.951	06.989	87	1:53.841	12.294	51	1:54.246	34.950	28	1:52.820	10.587	11	1:53.803	18.920
11	1:53.975	07.342	51	1:54.060	12.770	Num Lap Time Gap			30	1:53.824	14.398	31	1:54.043	19.703
31	1:54.319	07.619	4	1:54.156	13.074	Lap 7			10	1:53.998	14.882	7	1:54.815	20.433
22	1:53.995	08.093	1	1:54.180	13.942	23	1:52.158		7	1:54.903	15.032	87	1:53.089	23.049
87	1:54.014	08.254	16	1:53.501	14.297	28	1:52.618	09.377	27	1:53.610	15.214	21	1:53.074	24.004
51	1:54.193	08.699	Num Lap Time Gap			7	1:53.322	10.601	11	1:53.616	15.415	5	1:53.552	25.302
4	1:53.403	09.074	Lap 5			30	1:53.144	10.805	31	1:52.580	17.634	22	1:53.985	26.490
1	1:54.288	09.860	23	1:51.625		10	1:53.366	11.309	87	1:53.918	21.889	16	1:53.929	26.910
16	1:53.959	11.252	7	1:53.306	07.380	27	1:53.270	12.597	21	1:54.117	22.370	4	1:53.579	31.453
Num Lap Time Gap			28	1:52.861	07.516	11	1:52.625	13.255	5	1:55.217	22.927	1	1:54.072	35.630
Lap 3			30	1:52.878	08.865	31	1:52.994	16.732	22	1:54.317	23.433	51	1:54.288	44.790
23	1:51.991		10	1:52.615	09.323	5	1:54.131	17.425	16	1:54.249	23.659			
7	1:52.566	04.226	27	1:53.015	10.614	87	1:53.180	17.865	4	1:53.565	29.414			
28	1:52.929	05.528	11	1:53.502	12.529	21	1:53.533	18.344	1	1:54.131	32.674			



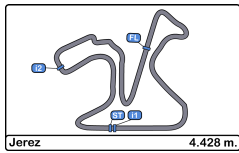


Circuito de Jerez
Championnat de France F4
Race - 3
Analysis by Lap



Num	Lap Time	Gap
Lap 12		
23	1:52.732	
28	1:53.676	13.311
30	1:53.851	17.985
10	1:53.768	18.253
11	1:53.167	19.355
31	1:53.362	20.333
27	1:55.624	21.671
7	1:54.098	21.799
87	1:53.206	23.523
21	1:52.995	24.267
5	1:54.741	27.311
16	1:53.958	28.136
4	1:53.630	32.351
1	1:54.302	37.200
51	1:54.469	46.527

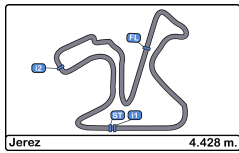




Circuito de Jerez
Championnat de France F4
Race - 3
Best Sectors Results



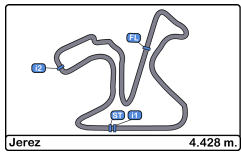
Sector - 1				Sector - 2				Sector - 3				Ideal Lap vs Best Lap			
Clas	Nº	Driver	Time	Nº	Driver	Time	Nº	Driver	Time	Clas	Nº	Driver	Ideal Lap	Best Lap	Clas
1	23	Caio Collet	42.444	23	Caio Collet	30.578	23	Caio Collet	38.524	1	23	Caio Collet	1:51.546	1:51.552	1
2	11	Pierre-Louis Chovet	42.675	28	Alessandro Ghiretti	30.765	11	Pierre-Louis Chovet	38.789	2	28	Alessandro Ghiretti	1:52.304	1:52.304	2
3	30	Esteban Muth	42.736	27	Ugo De Wilde	30.837	28	Alessandro Ghiretti	38.801	3	11	Pierre-Louis Chovet	1:52.334	1:52.386	3
4	28	Alessandro Ghiretti	42.738	7	Arthur Leclerc	30.855	21	Théo Pourchaire	38.838	4	7	Arthur Leclerc	1:52.531	1:52.566	4
5	7	Arthur Leclerc	42.755	11	Pierre-Louis Chovet	30.870	10	Reshad De Gerus	38.856	5	31	Ulysse De Pauw	1:52.549	1:52.580	5
6	1	Baptiste Berthelot	42.781	31	Ulysse De Pauw	30.881	31	Ulysse De Pauw	38.879	6	10	Reshad De Gerus	1:52.565	1:52.615	6
7	31	Ulysse De Pauw	42.789	87	O'Neill Muth	30.886	7	Arthur Leclerc	38.921	7	27	Ugo De Wilde	1:52.662	1:52.944	8
8	10	Reshad De Gerus	42.794	10	Reshad De Gerus	30.915	27	Ugo De Wilde	38.969	8	30	Esteban Muth	1:52.715	1:52.878	7
9	27	Ugo De Wilde	42.856	30	Esteban Muth	30.962	4	Baptiste Moulin	38.989	9	87	O'Neill Muth	1:52.826	1:52.986	10
10	87	O'Neill Muth	42.878	16	Sacha Lehmann	30.968	30	Esteban Muth	39.017	10	4	Baptiste Moulin	1:52.857	1:52.953	9
11	4	Baptiste Moulin	42.885	4	Baptiste Moulin	30.983	5	Adam Eteki	39.020	11	21	Théo Pourchaire	1:52.913	1:52.995	11
12	22	Théo Nouet	42.948	21	Théo Pourchaire	31.043	16	Sacha Lehmann	39.043	12	16	Sacha Lehmann	1:52.993	1:53.087	12
13	16	Sacha Lehmann	42.982	1	Baptiste Berthelot	31.082	87	O'Neill Muth	39.062	13	1	Baptiste Berthelot	1:53.074	1:53.445	14
14	51	Shihab Al Habsi	43.011	22	Théo Nouet	31.147	51	Shihab Al Habsi	39.178	14	5	Adam Eteki	1:53.292	1:53.292	13
15	21	Théo Pourchaire	43.032	51	Shihab Al Habsi	31.167	1	Baptiste Berthelot	39.211	15	51	Shihab Al Habsi	1:53.356	1:53.554	15
16	5	Adam Eteki	43.066	5	Adam Eteki	31.206	22	Théo Nouet	39.271	16	22	Théo Nouet	1:53.366	1:53.754	16



Circuito de Jerez
Championnat de France F4
Race - 3
Leader Sequence



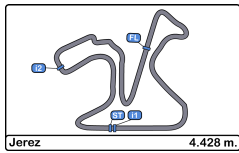
<u>N°</u>	<u>Driver</u>	<u>Nat</u>	<u>Team</u>	<u>Class</u>	<u>Start Lap</u>	<u>End Lap</u>	<u>Laps</u>	<u>Total Laps</u>
23	Caio Collet	BRA			1	12	12	12



Circuito de Jerez
Championnat de France F4
Race - 3
Best 5 Lap Times



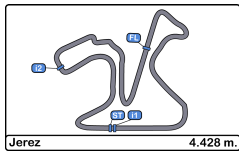
Cls	N°	Driver	Nat	Team	Class	Best 1		Best 2		Best 3		Best 4		Best 5	
						Time	Lap	Time	Lap	Time	Lap	Time	Lap	Time	Lap
1	23	Caio Collet	BRA			1:51.552	4	1:51.625	5	1:51.816	2	1:51.991	3	1:52.041	8
2	28	Alessandro Ghiretti	FRA			1:52.304	4	1:52.618	7	1:52.735	8	1:52.820	9	1:52.861	5
3	11	Pierre-Louis Chovet	FRA			1:52.386	6	1:52.625	7	1:52.889	8	1:53.167	12	1:53.296	4
4	7	Arthur Leclerc	MCO			1:52.566	3	1:52.932	2	1:53.025	4	1:53.306	5	1:53.322	7
5	31	Ulysse De Pauw	BEL			1:52.580	9	1:52.667	8	1:52.941	10	1:52.994	7	1:53.362	12
6	10	Reshad De Gerus	FRA		Junior	1:52.615	5	1:52.743	2	1:52.902	4	1:52.905	6	1:53.263	11
7	30	Esteban Muth	DEU			1:52.878	5	1:53.019	2	1:53.061	4	1:53.081	6	1:53.144	7
8	27	Ugo De Wilde	BEL			1:52.944	3	1:52.998	6	1:53.015	5	1:53.270	7	1:53.352	8
9	4	Baptiste Moulin	BEL			1:52.953	6	1:53.205	7	1:53.375	10	1:53.387	3	1:53.403	2
10	87	O'Neill Muth	DEU		Junior	1:52.986	10	1:53.089	11	1:53.180	7	1:53.206	12	1:53.742	3
11	21	Théo Pourchaire	FRA		Junior	1:52.995	12	1:53.074	11	1:53.475	10	1:53.533	7	1:53.804	3
12	16	Sacha Lehmann	FRA			1:53.087	3	1:53.114	7	1:53.368	6	1:53.501	4	1:53.929	11
13	5	Adam Eteki	FRA			1:53.292	2	1:53.552	11	1:53.738	10	1:54.101	6	1:54.131	7
14	1	Baptiste Berthelot	FRA			1:53.445	3	1:53.765	8	1:53.780	6	1:53.799	10	1:54.045	7
15	51	Shihab Al Habsi	OMN		Junior	1:53.554	3	1:53.790	9	1:54.045	8	1:54.060	4	1:54.161	7
16	22	Théo Nouet	FRA			1:53.754	3	1:53.876	4	1:53.985	11	1:53.987	10	1:53.995	2



Circuito de Jerez
Championnat de France F4
Race - 3
Best 5 Top Speeds



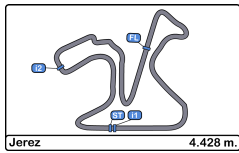
Cls	N°	Driver	Nat	Team	Class	Top 1		Top 2		Top 3		Top 4		Top 5		Avg
						Km/h	Lap	Km/h	Lap	Km/h	Lap	Km/h	Lap	Km/h	Lap	
1	87	O'Neill Muth	DEU		Junior	193.8	4	192.1	5	191.1	3	190.8	8	189.4	1	191.5
2	11	Pierre-Louis Chovet	FRA			193.5	11	193.2	2	192.5	3	191.1	10	190.4	1	192.1
3	31	Ulysse De Pauw	BEL			193.5	1	193.2	11	191.4	7	191.1	6	190.1	2	191.9
4	22	Théo Nouet	FRA			193.2	7	191.4	3	191.4	10	191.1	4	190.4	5	191.5
5	21	Théo Pourchaire	FRA		Junior	192.5	6	190.4	1	190.4	5	190.1	3	190.1	7	190.7
6	5	Adam Eteki	FRA			192.1	4	190.1	1	189.8	6	189.8	10	189.4	7	190.2
7	1	Baptiste Berthelot	FRA			191.8	4	190.1	1	190.1	3	189.8	6	189.4	10	190.2
8	4	Baptiste Moulin	BEL			191.4	3	191.4	4	189.8	2	189.4	6	189.4	11	190.3
9	7	Arthur Leclerc	MCO			190.8	10	189.1	11	189.1	12	188.8	1	188.8	3	189.3
10	16	Sacha Lehmann	FRA			190.8	7	190.1	9	189.4	4	189.4	6	189.4	12	189.8
11	27	Ugo De Wilde	BEL			190.8	1	190.4	10	189.8	6	189.8	11	189.4	3	190.0
12	30	Esteban Muth	DEU			190.8	7	190.8	9	190.4	4	190.1	3	189.8	6	190.4
13	10	Reshad De Gerus	FRA		Junior	190.4	3	190.4	8	190.1	6	190.1	7	189.8	9	190.2
14	51	Shihab Al Habsi	OMN		Junior	190.4	3	189.8	2	189.4	1	189.1	4	188.8	6	189.5
15	28	Alessandro Ghiretti	FRA			189.4	4	189.4	5	189.1	1	189.1	6	188.8	2	189.2
16	23	Caio Collet	BRA			188.8	4	188.8	10	188.4	7	188.4	12	188.1	3	188.5



Circuito de Jerez
Championnat de France F4
Race - 3
Fastest Laps Sequence



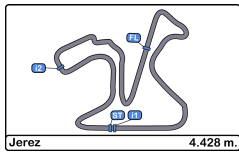
Lap	Time of Day	Session Time	N°	Driver	Nat	Team	Class	Time	Km/h
2	15:17:02.875	3:50.875	23	Caio Collet	BRA			1:51.816	142.5
4	15:20:46.419	7:34.419	23	Caio Collet	BRA			1:51.552	142.9



Circuito de Jerez
Championnat de France F4
Race - 3
Event Best Maximum Speed



N°	Driver	Nat	Team	Class	Km/h	Session
51	Shihab Al Habsi	OMN		Junior	194.5	Race - 2
27	Ugo De Wilde	BEL			194.2	Qualifying
16	Sacha Lehmann	FRA			194.2	Race - 2
23	Caio Collet	BRA			193.8	Race - 2
1	Baptiste Berthelot	FRA			193.8	Race - 2
87	O'Neill Muth	DEU		Junior	193.8	Race - 3
31	Ulysse De Pauw	BEL			193.5	Race - 3
11	Pierre-Louis Chovet	FRA			193.5	Race - 3
4	Baptiste Moulin	BEL			193.2	Race - 1
22	Théo Nouet	FRA			193.2	Race - 3
30	Esteban Muth	DEU			192.8	Private Test - 1
7	Arthur Leclerc	MCO			192.8	Race - 2
28	Alessandro Ghiretti	FRA			192.5	Qualifying
10	Reshad De Gerus	FRA		Junior	192.5	Qualifying
5	Adam Eteki	FRA			192.5	Qualifying
21	Théo Pourchaire	FRA		Junior	192.5	Race - 3
18	Matéo Herrero	FRA			191.8	Qualifying



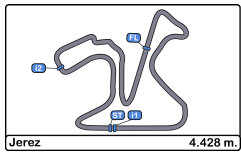
Circuito de Jerez
Championnat de France F4
Race - 3
Lap Chart



LAP

Nr	Pos	Grid	1	2	3	4	5	6	7	8	9	10	11	12
23	1	23	23	23	23	23	23	23	23	23	23	23	23	23
5	2	5	7	7	7	7	7	28	28	28	28	28	28	28
7	3	7	5	5	28	28	28	7	7	7	30	30	30	30
10	4	10	28	28	30	30	30	30	30	30	10	10	10	10
28	5	28	30	30	10	10	10	10	10	10	7	27	27	11
30	6	30	10	10	5	27	27	27	27	27	27	11	11	31
21	7	21	27	27	27	5	11	11	11	11	11	7	31	27
11	8	11	21	21	21	11	5	5	31	31	31	31	7	7
27	9	27	31	11	11	21	21	31	5	5	87	87	87	87
31	10	31	11	31	31	31	31	87	87	87	21	21	21	21
22	11	22	22	22	22	22	22	21	21	21	5	5	5	5
16	12	16	87	87	87	87	87	22	22	22	22	22	22	16
87	13	87	51	51	51	51	16	16	16	16	16	16	16	4
4	14	4	1	4	4	4	4	4	4	4	4	4	4	1
51	15	51	4	1	1	1	1	1	1	1	1	1	1	51
1	16	1	16	16	16	16	51	51	51	51	51	51	51	51

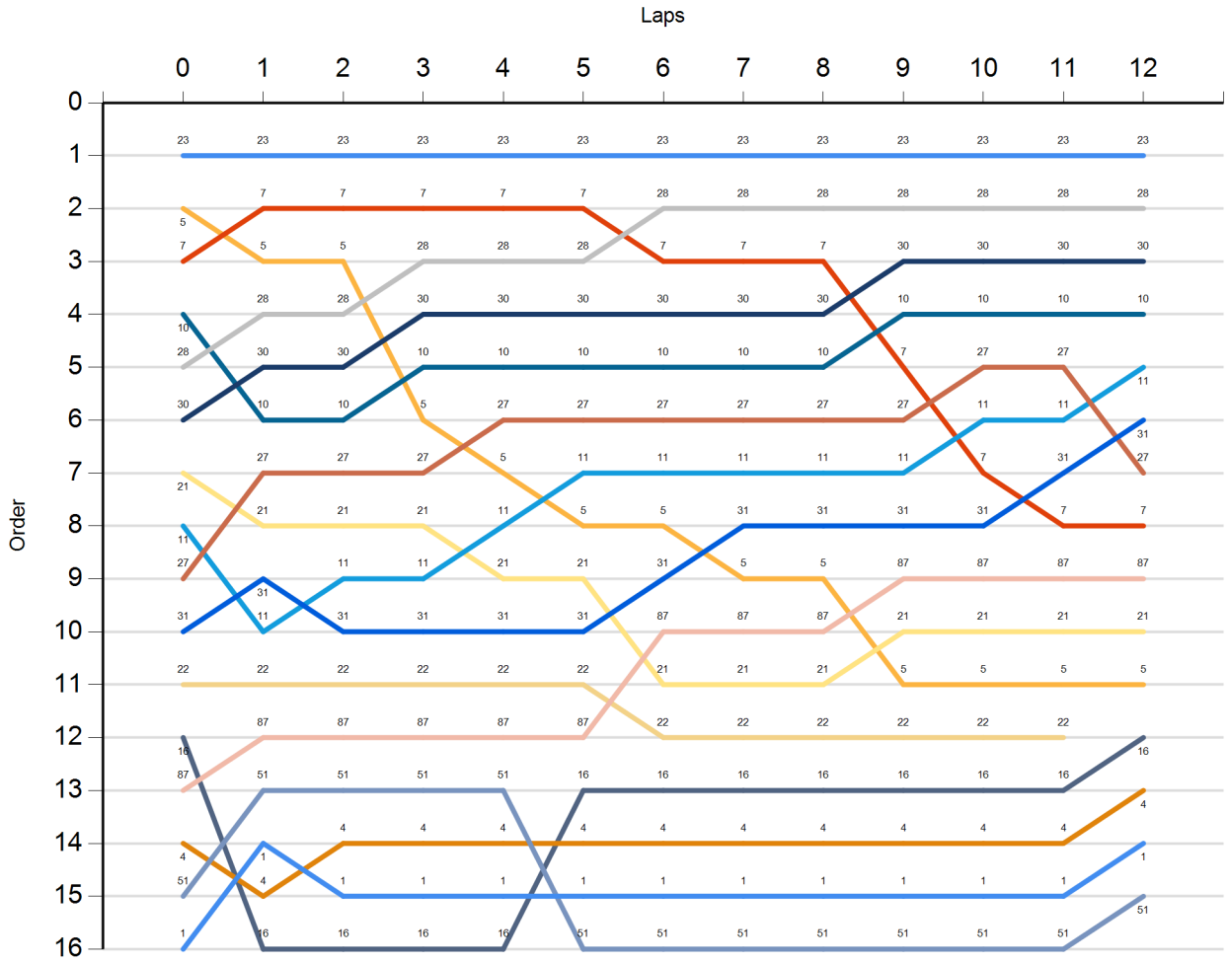


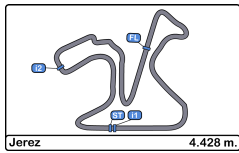


Circuito de Jerez
Championnat de France F4
Race - 3
Graphic Lap Chart



- 23
- 5
- 7
- 10
- 28
- 30
- 21
- 11
- 27
- 31
- 22
- 16
- 87
- 4
- 51
- 1



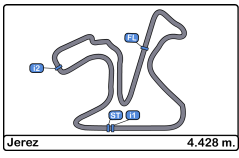


Circuito de Jerez
Championnat de France F4
Race - 3
Pit Stop Analysis

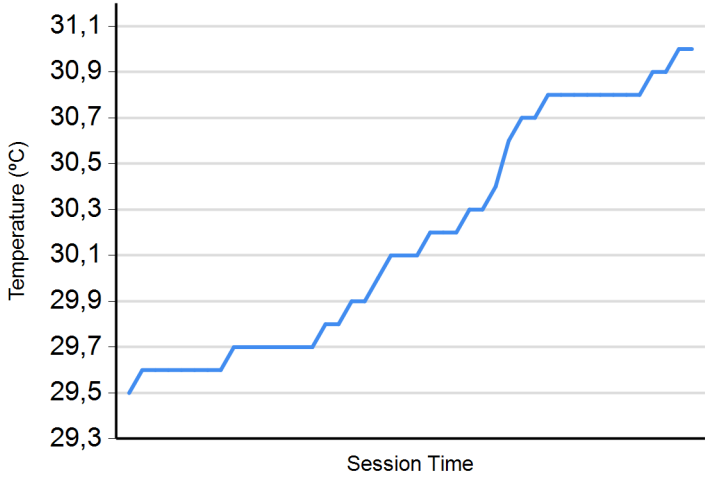


N°	In Day Time	Driver	Nat	Team	Class	In Time	Stop N°	Pit Time	Handicap	Penalty
----	-------------	--------	-----	------	-------	---------	---------	----------	----------	---------

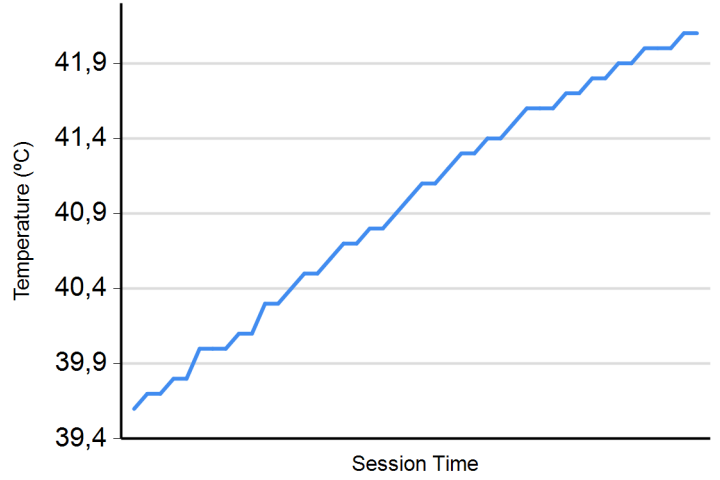




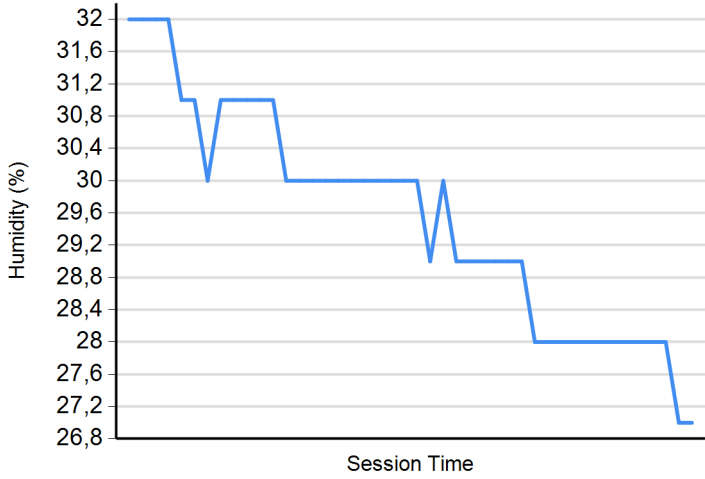
Air Temperature



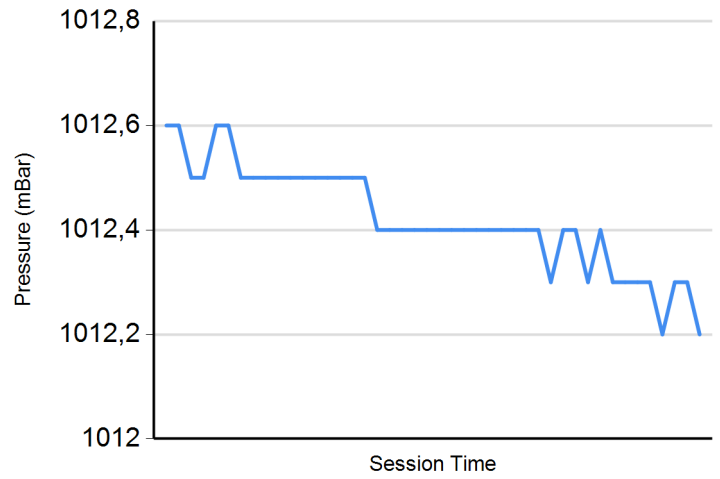
Track Temperature



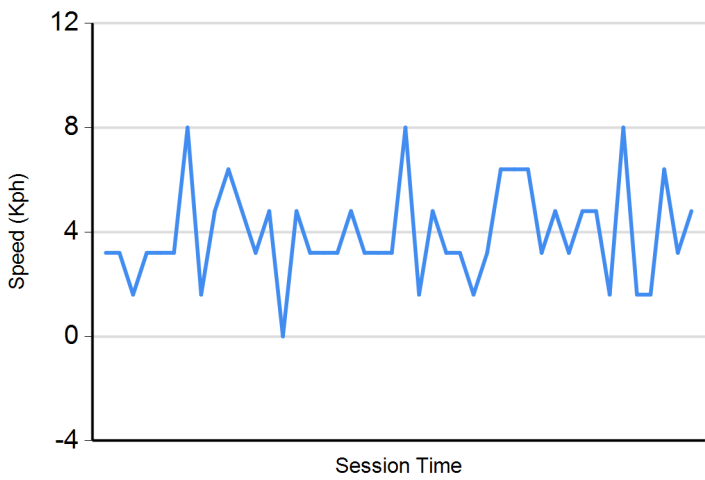
Humidity



Pressure



Wind Speed



Wind direction

