



Spa Francorchamps
Championnat de France F4
Qualifying
Provisional 2 Fastest Lap Results



Cls	N°	Driver	Nat	Team	Class	Cls	Laps	Best	Time	Gap	Interval	Km/h
1	7	Sami Meguetounif	FRA				11	10	2:24.933			174.1
2	4	Ayumu Iwasa	JPN				11	6	2:25.072	0.139	0.139	173.8
3	11	Valentino Catalano	DEU		JUNIOR	1	10	6	2:25.968	1.035	0.896	172.8
4	2	Marijn Kremers	NLD				10	8	2:25.979	1.046	0.011	172.8
5	8	Rafael Villagomez	MEX				10	6	2:26.013	1.080	0.034	172.9
6	85	Ren Sato	JPN				10	10	2:26.132	1.199	0.119	173.4
7	12	Loris Cabirou	FRA				10	9	2:26.215	1.282	0.083	172.6
8	16	Romain Leroux	FRA				10	8	2:26.368	1.435	0.153	172.6
9	79	Owen Tangavelou	FRA				10	6	2:26.579	1.646	0.211	172.3
10	69	Lev Lomko	RUS				10	7	2:26.791	1.858	0.212	171.7
11	22	Daniel Ligier	FRA		JUNIOR	2	10	8	2:27.404	2.471	0.613	171.1
12	23	Ivan Peklin	UKR				10	8	2:27.450	2.517	0.046	171.1
13	17	Noah Andy	FRA				10	5	2:28.941	4.008	1.491	169.2

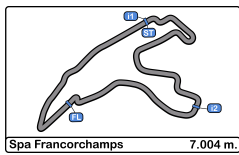
CAR 17 TIME 2.31.838 DELETED TRACK LIMITS AT T 9
 CAR 85 TIME 2.25.614 DELETED TRACK LIMITS AT T 9
 CAR 8 TIME 2.25.513 DELETED TRACK LIMITS AT T 1
 CAR 23 TIME 2.27.298 DELETED TRACK LIMITS AT T 1
 CAR 2 TIME 2.25.680 DELETED TRACK LIMITS AT T 9
 CAR 2 TIME 2.26.107 DELETED TRACK LIMITS AT T 9
 CAR 12 TIME 2.29.051 DELETED TRACK LIMITS AT T 9
 CAR 23 TIME 2.27.641 DELETED TRACK LIMITS AT T 9

Published at:.....

Track Temp: 6.3 °C Air Temp: 6.5 °C Humidity: 85 % Track Status: DRY

Stewards:	Race Director:	Timekeeper:
------------------	-----------------------	------------------------





Spa Francorchamps
Championnat de France F4
Qualifying
Lap Analysis



2 Marijn Kremers

Lap D	Time	Sector 1	Sector 2	Sector 3	T. Spd	Elapsed
1	9:43:00.266	9:41:05.332	1:13.782	41.152	212.5	9:43:00.266
2	2:31.294	44.543	1:07.153	39.598	213.8	9:45:31.560
3	2:28.607	43.914	1:04.545	40.148	217.3	9:48:00.167
4	2:25.836	43.294	1:03.723	38.819	220.4	9:50:26.003
5	2:27.718	43.522	1:03.348	40.848	217.3	9:52:53.721
6	2:26.738	43.503	1:04.203	39.032	220.8	9:55:20.459
7	2:25.680	43.274	1:03.478	38.928	219.0	9:57:46.139
8	2:25.979	43.325	1:03.514	39.140	217.7	10:00:12.118
9	2:26.107	43.592	1:03.388	39.127	216.0	10:02:38.225
10	2:36.623	46.820	1:08.868	40.935	213.8	10:05:14.848

8 Rafael Villagomez

Lap D	Time	Sector 1	Sector 2	Sector 3	T. Spd	Elapsed
1	9:43:02.372	9:41:04.349	1:14.204	43.819	206.1	9:43:02.372
2	2:30.300	44.869	1:05.237	40.194	214.7	9:45:32.672
3	2:26.629	43.242	1:04.483	38.904	221.7	9:47:59.301
4	2:28.449	43.353	1:04.121	40.975	218.6	9:50:27.750
5	2:25.513	43.079	1:03.204	39.230	220.4	9:52:53.263
6	2:26.013	43.506	1:03.362	39.145	217.3	9:55:19.276
7	2:25.809	43.366	1:03.313	39.130	217.7	9:57:45.085
8	2:43.220	44.812	1:13.268	45.140	171.9	10:00:28.305
9	2:36.798	51.226	1:05.178	40.394	216.4	10:03:05.103
10	2:26.244	43.330	1:03.640	39.274	218.1	10:05:31.347

4 Ayumu Iwasa

Lap D	Time	Sector 1	Sector 2	Sector 3	T. Spd	Elapsed
1	9:42:44.597	9:40:54.383	1:09.860	40.354	205.7	9:42:44.597
2	2:30.773	44.305	1:06.650	39.818	213.8	9:45:15.370
3	2:28.191	43.930	1:04.493	39.768	212.5	9:47:43.561
4	2:25.510	43.409	1:03.110	38.991	216.0	9:50:09.071
5	2:25.070	43.326	1:02.699	39.045	215.5	9:52:34.141
6	2:25.072	43.333	1:02.705	39.034	215.5	9:54:59.213
7	2:25.190	43.523	1:02.525	39.142	215.1	9:57:24.403
8	2:28.768	43.613	1:05.339	39.816	215.1	9:59:53.171
9	2:26.286	44.186	1:02.923	39.177	215.1	10:02:19.457
10	2:25.135	43.415	1:02.652	39.068	215.5	10:04:44.592
11	2:25.103	43.378	1:02.613	39.112	216.0	10:07:09.695

11 Valentino Catalano JUNIOR

Lap D	Time	Sector 1	Sector 2	Sector 3	T. Spd	Elapsed
1	9:42:55.390	9:41:03.157	1:10.121	42.112	204.9	9:42:55.390
2	2:29.505	44.025	1:06.024	39.456	218.1	9:45:24.895
3	2:26.927	43.244	1:04.601	39.082	220.8	9:47:51.822
4	2:26.026	43.048	1:03.982	38.996	220.8	9:50:17.848
5	2:25.867	43.054	1:03.763	39.050	220.8	9:52:43.715
6	2:25.968	43.220	1:03.669	39.079	220.4	9:55:09.683
7	2:26.061	43.174	1:03.791	39.096	219.0	9:57:35.744
8	2:39.518	43.196	1:15.015	41.307	219.0	10:00:15.262
9	2:32.000	43.245	1:04.520	44.235	220.8	10:02:47.262
10	2:26.304	43.197	1:04.025	39.082	220.4	10:05:13.566

6 Isack Hadjar

Lap D	Time	Sector 1	Sector 2	Sector 3	T. Spd	Elapsed
1		9:40:57.305	1:11.224		195.6	

12 Loris Cabirou

Lap D	Time	Sector 1	Sector 2	Sector 3	T. Spd	Elapsed
1	9:43:05.094	9:41:08.276	1:13.772	43.046	206.1	9:43:05.094
2	2:31.838	44.747	1:06.679	40.412	210.9	9:45:36.932
3	2:27.970	43.617	1:05.121	39.232	219.0	9:48:04.902
4	2:26.741	43.338	1:04.254	39.149	219.0	9:50:31.643
5	2:26.566	43.313	1:03.689	39.564	218.6	9:52:58.209
6	2:26.333	43.461	1:03.778	39.094	218.6	9:55:24.542
7	2:26.041	43.250	1:03.640	39.151	218.1	9:57:50.583
8	2:26.591	43.516	1:03.614	39.461	218.1	10:00:17.174
9	2:26.215	43.234	1:03.889	39.092	219.5	10:02:43.389
10	2:29.051	43.184	1:04.115	41.752	218.6	10:05:12.440

7 Sami Meguetounif

Lap D	Time	Sector 1	Sector 2	Sector 3	T. Spd	Elapsed
1	9:42:52.242	9:41:01.513	1:09.988	40.741	201.1	9:42:52.242
2	2:31.202	44.238	1:06.494	40.470	213.8	9:45:23.444
3	2:26.664	43.489	1:04.087	39.088	217.3	9:47:50.108
4	2:25.713	43.446	1:03.363	38.904	219.0	9:50:15.821
5	2:25.493	43.335	1:03.161	38.997	219.0	9:52:41.314
6	2:25.033	43.305	1:02.854	38.874	218.6	9:55:06.347
7	2:24.817	43.257	1:02.583	38.977	218.6	9:57:31.164
8	2:25.178	43.351	1:02.778	39.049	216.8	9:59:56.342
9	2:25.282	43.313	1:03.018	38.951	216.8	10:02:21.624
10	2:24.933	43.261	1:02.726	38.946	217.7	10:04:46.557
11	2:25.100	43.284	1:02.820	38.996	217.7	10:07:11.657

16 Romain Leroux

Lap D	Time	Sector 1	Sector 2	Sector 3	T. Spd	Elapsed
1	9:43:07.087	9:41:08.847	1:14.372	43.868	181.8	9:43:07.087
2	2:32.794	46.077	1:07.227	39.490	198.1	9:45:39.881
3	2:28.467	43.936	1:05.261	39.270	218.6	9:48:08.348
4	2:27.616	43.234	1:05.186	39.196	219.0	9:50:35.964
5	2:27.024	43.305	1:04.503	39.216	217.7	9:53:02.988
6	2:27.366	43.582	1:04.112	39.672	218.1	9:55:30.354
7	2:26.397	43.440	1:03.770	39.187	217.7	9:57:56.751
8	2:26.368	43.303	1:03.953	39.112	218.1	10:00:23.119
9	2:26.648	43.293	1:04.232	39.123	218.1	10:02:49.767
10	2:26.040	43.110	1:03.799	39.131	219.0	10:05:15.807





Spa Francorchamps
Championnat de France F4
Qualifying
Lap Analysis



17 Noah Andy

79 Owen Tangavelou

Lap D	Time	Sector 1	Sector 2	Sector 3	T. Spd	Elapsed	Lap D	Time	Sector 1	Sector 2	Sector 3	T. Spd	Elapsed
1	9:43:32.491	9:41:29.494	1:18.584	44.413	201.8	9:43:32.491	1	9:43:24.955	9:41:22.432	1:15.745	46.778	140.0	9:43:24.955
2	2:43.363	46.050	1:09.161	48.152	213.0	9:46:15.854	2	2:32.088	45.010	1:07.329	39.749	215.5	9:45:57.043
3	2:31.838	44.422	1:06.440	40.976	214.2	9:48:47.692	3	2:28.424	43.584	1:05.583	39.257	217.7	9:48:25.467
4	2:29.902	44.491	1:05.407	40.004	214.2	9:51:17.594	4	2:27.915	43.754	1:04.839	39.322	217.3	9:50:53.382
5	2:28.941	44.208	1:05.017	39.716	215.5	9:53:46.535	5	2:26.873	43.606	1:04.102	39.165	217.7	9:53:20.255
6	2:35.691	44.189	1:10.728	40.774	214.7	9:56:22.226	6	2:26.579	43.600	1:03.827	39.152	217.3	9:55:46.834
7	2:28.940	44.062	1:05.151	39.727	215.1	9:58:51.166	7	2:27.313	43.667	1:04.418	39.228	217.3	9:58:14.147
8	2:29.647	44.700	1:04.584	40.363	213.4	10:01:20.813	8	2:26.956	43.596	1:04.170	39.190	217.3	10:00:41.103
9	2:29.449	44.301	1:05.225	39.923	214.7	10:03:50.262	9	2:26.331	43.443	1:03.754	39.134	217.7	10:03:07.434
10	2:34.559	44.393	1:09.380	40.786	214.2	10:06:24.821	10	2:26.629	43.501	1:03.869	39.259	218.6	10:05:34.063

22 Daniel Ligier

JUNIOR **85** Ren Sato

Lap D	Time	Sector 1	Sector 2	Sector 3	T. Spd	Elapsed	Lap D	Time	Sector 1	Sector 2	Sector 3	T. Spd	Elapsed
1	9:43:17.544	9:41:21.385	1:13.441	42.718	208.4	9:43:17.544	1	9:42:49.099	9:40:58.462	1:10.465	40.172	205.3	9:42:49.099
2	2:34.164	45.440	1:08.691	40.033	213.4	9:45:51.708	2	2:29.423	44.034	1:05.478	39.911	214.7	9:45:18.522
3	2:36.065	44.277	1:08.062	43.726	216.4	9:48:27.773	3	2:27.945	43.552	1:04.605	39.788	216.8	9:47:46.467
4	2:29.184	44.088	1:05.681	39.415	217.7	9:50:56.957	4	2:26.412	43.625	1:03.560	39.227	218.1	9:50:12.879
5	2:27.641	43.614	1:04.816	39.211	218.6	9:53:24.598	5	2:25.614	43.575	1:02.981	39.058	218.1	9:52:38.493
6	2:28.210	43.637	1:05.091	39.482	218.1	9:55:52.808	6	2:25.384	43.369	1:03.018	38.997	218.1	9:55:03.877
7	2:27.789	43.637	1:04.837	39.315	217.7	9:58:20.597	7	2:29.524	43.396	1:06.802	39.326	217.3	9:57:33.401
8	2:27.404	43.594	1:04.608	39.202	217.7	10:00:48.001	8	2:40.853	43.268	1:16.440	41.145	218.6	10:00:14.254
9	2:27.322	43.525	1:04.334	39.463	217.3	10:03:15.323	9	2:31.171	43.374	1:07.964	39.833	218.1	10:02:45.425
10	2:27.547	43.543	1:04.631	39.373	216.8	10:05:42.870	10	2:26.132	43.359	1:03.719	39.054	218.6	10:05:11.557

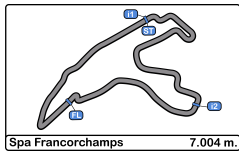
23 Ivan Peklin

Lap D	Time	Sector 1	Sector 2	Sector 3	T. Spd	Elapsed
1	9:43:08.786	9:41:10.398	1:14.269	44.119	203.0	9:43:08.786
2	2:33.515	45.853	1:07.674	39.988	208.0	9:45:42.301
3	2:28.630	43.859	1:05.194	39.577	217.3	9:48:10.931
4	2:28.288	43.574	1:05.219	39.495	217.7	9:50:39.219
5	2:27.648	43.476	1:04.802	39.370	217.3	9:53:06.867
6	2:27.298	43.552	1:04.200	39.546	217.7	9:55:34.165
7	2:32.311	47.166	1:04.967	40.178	214.2	9:58:06.476
8	2:27.450	43.884	1:04.048	39.518	217.3	10:00:33.926
9	2:27.284	43.463	1:04.037	39.784	216.8	10:03:01.210
10	2:27.641	43.552	1:04.605	39.484	215.5	10:05:28.851

69 Lev Lomko

Lap D	Time	Sector 1	Sector 2	Sector 3	T. Spd	Elapsed
1	9:43:09.883	9:41:11.835	1:14.107	43.941	185.5	9:43:09.883
2	2:33.785	45.898	1:08.159	39.728	201.4	9:45:43.668
3	2:29.492	43.866	1:06.053	39.573	218.1	9:48:13.160
4	2:28.261	43.766	1:05.219	39.276	219.0	9:50:41.421
5	2:27.036	43.570	1:04.177	39.289	219.5	9:53:08.457
6	2:27.278	43.535	1:04.293	39.450	219.0	9:55:35.735
7	2:26.791	43.536	1:03.878	39.377	217.7	9:58:02.526
8	2:26.781	43.599	1:03.693	39.489	217.7	10:00:29.307
9	2:44.155	43.593	1:03.744	56.818	217.7	10:03:13.462
10	2:30.454	46.319	1:04.542	39.593	218.6	10:05:43.916

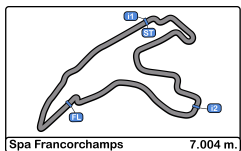




Spa Francorchamps
Championnat de France F4
Qualifying
Best Sectors Results



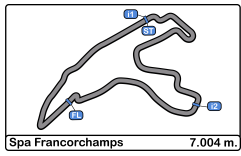
Sector - 1			Sector - 2			Sector - 3			Ideal Lap vs Best Lap						
Clas	N°	Driver	Time	N°	Driver	Time	N°	Driver	Time	Clas	N°	Driver	Ideal Lap	Best Lap	Clas
1	11	Valentino Catalano	43.048	4	Ayumu Iwasa	1:02.525	2	Marijn Kremers	38.819	1	7	Sami Meguetounif	2:24.714	2:24.817	1
2	8	Rafael Villagomez	43.079	7	Sami Meguetounif	1:02.583	7	Sami Meguetounif	38.874	2	4	Ayumu Iwasa	2:24.842	2:25.070	2
3	16	Romain Leroux	43.110	85	Ren Sato	1:02.981	8	Rafael Villagomez	38.904	3	8	Rafael Villagomez	2:25.187	2:25.809	4
4	12	Loris Cabirou	43.184	8	Rafael Villagomez	1:03.204	4	Ayumu Iwasa	38.991	4	85	Ren Sato	2:25.246	2:25.384	3
5	7	Sami Meguetounif	43.257	2	Marijn Kremers	1:03.348	11	Valentino Catalano	38.996	5	2	Marijn Kremers	2:25.441	2:25.836	5
6	85	Ren Sato	43.268	12	Loris Cabirou	1:03.614	85	Ren Sato	38.997	6	11	Valentino Catalano	2:25.713	2:25.867	6
7	2	Marijn Kremers	43.274	11	Valentino Catalano	1:03.669	12	Loris Cabirou	39.092	7	12	Loris Cabirou	2:25.890	2:26.041	8
8	4	Ayumu Iwasa	43.326	69	Lev Lomko	1:03.693	16	Romain Leroux	39.112	8	16	Romain Leroux	2:25.992	2:26.040	7
9	79	Owen Tangavelou	43.443	79	Owen Tangavelou	1:03.754	79	Owen Tangavelou	39.134	9	79	Owen Tangavelou	2:26.331	2:26.331	9
10	23	Ivan Peklin	43.463	16	Romain Leroux	1:03.770	22	Daniel Ligier	39.202	10	69	Lev Lomko	2:26.504	2:26.781	10
11	22	Daniel Ligier	43.525	23	Ivan Peklin	1:04.037	69	Lev Lomko	39.276	11	23	Ivan Peklin	2:26.870	2:27.284	11
12	69	Lev Lomko	43.535	22	Daniel Ligier	1:04.334	23	Ivan Peklin	39.370	12	22	Daniel Ligier	2:27.061	2:27.322	12
13	17	Noah Andy	44.062	17	Noah Andy	1:04.584	17	Noah Andy	39.716	13	17	Noah Andy	2:28.362	2:28.940	13
14	6	Isack Hadjar	Transpo	6	Isack Hadjar	1:11.224	6	Isack Hadjar	Transpo	14	6	Isack Hadjar	Transpo	Transpo	14



Spa Francorchamps
Championnat de France F4
Qualifying
Best 5 Lap Times



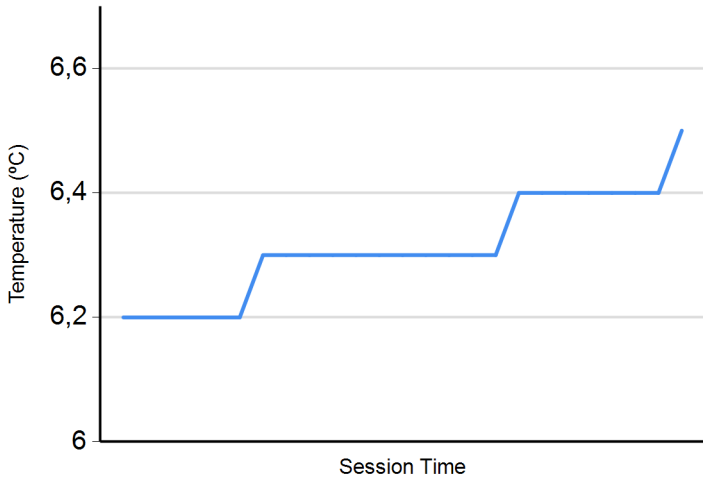
Cls	N°	Driver	Nat	Team	Class	Best 1		Best 2		Best 3		Best 4		Best 5	
						Time	Lap	Time	Lap	Time	Lap	Time	Lap	Time	Lap
1	7	Sami Meguetounif	FRA			2:24.817	7	2:24.933	10	2:25.033	6	2:25.100	11	2:25.178	8
2	4	Ayumu Iwasa	JPN			2:25.070	5	2:25.072	6	2:25.103	11	2:25.135	10	2:25.190	7
3	85	Ren Sato	JPN			2:25.384	6	2:26.132	10	2:26.412	4	2:27.945	3	2:29.423	2
4	8	Rafael Villagomez	MEX			2:25.809	7	2:26.013	6	2:26.244	10	2:26.629	3	2:28.449	4
5	2	Marijn Kremers	NLD			2:25.836	4	2:25.979	8	2:26.738	6	2:27.718	5	2:28.607	3
6	11	Valentino Catalano	DEU		JUNIO	2:25.867	5	2:25.968	6	2:26.026	4	2:26.061	7	2:26.304	10
7	16	Romain Leroux	FRA			2:26.040	10	2:26.368	8	2:26.397	7	2:26.648	9	2:27.024	5
8	12	Loris Cabirou	FRA			2:26.041	7	2:26.215	9	2:26.333	6	2:26.566	5	2:26.591	8
9	79	Owen Tangavelou	FRA			2:26.331	9	2:26.579	6	2:26.629	10	2:26.873	5	2:26.956	8
10	69	Lev Lomko	RUS			2:26.781	8	2:26.791	7	2:27.036	5	2:27.278	6	2:28.261	4
11	23	Ivan Peklin	UKR			2:27.284	9	2:27.450	8	2:27.648	5	2:28.288	4	2:28.630	3
12	22	Daniel Ligier	FRA		JUNIO	2:27.322	9	2:27.404	8	2:27.547	10	2:27.641	5	2:27.789	7
13	17	Noah Andy	FRA			2:28.940	7	2:28.941	5	2:29.449	9	2:29.647	8	2:29.902	4
14	6	Isack Hadjar	FRA												



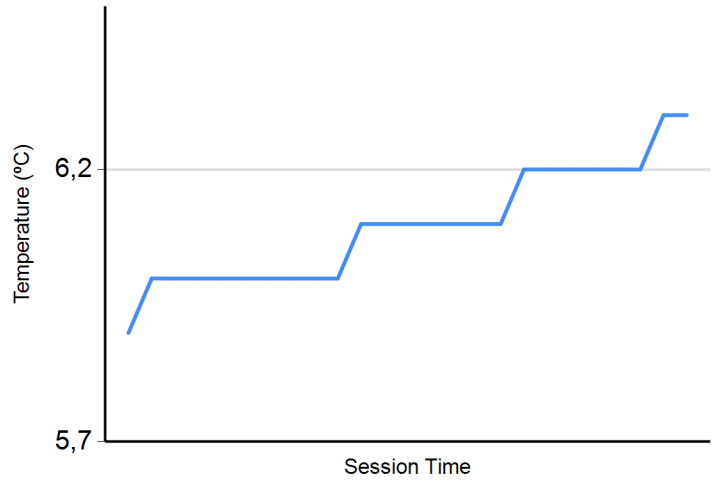
Spa Francorchamps
Championnat de France F4
Qualifying
Weather Report



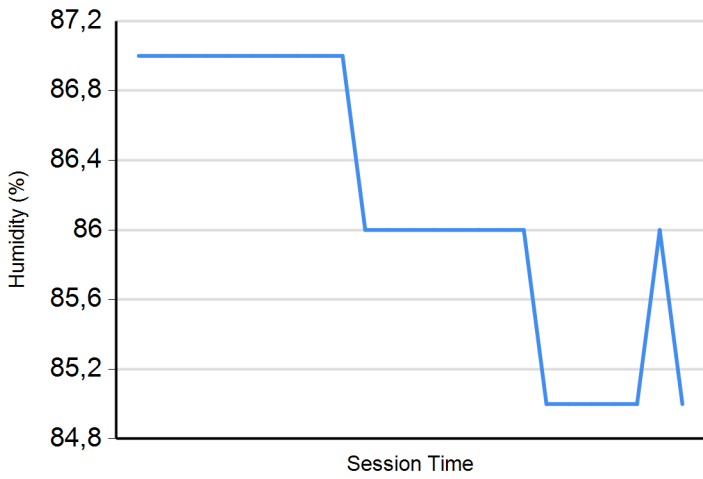
Air Temperature



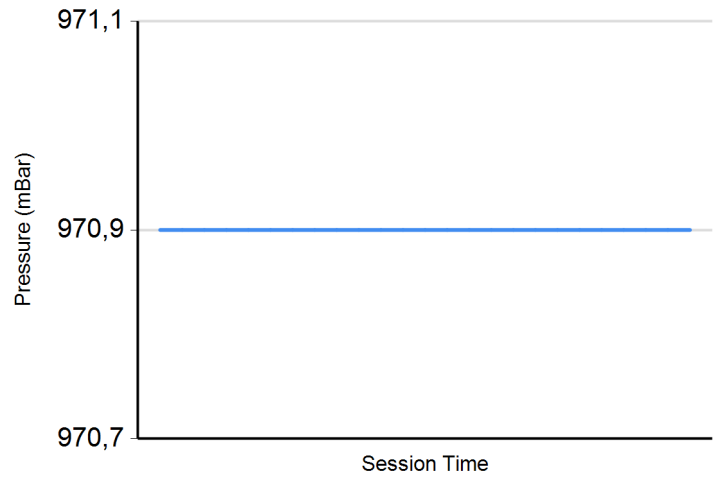
Track Temperature



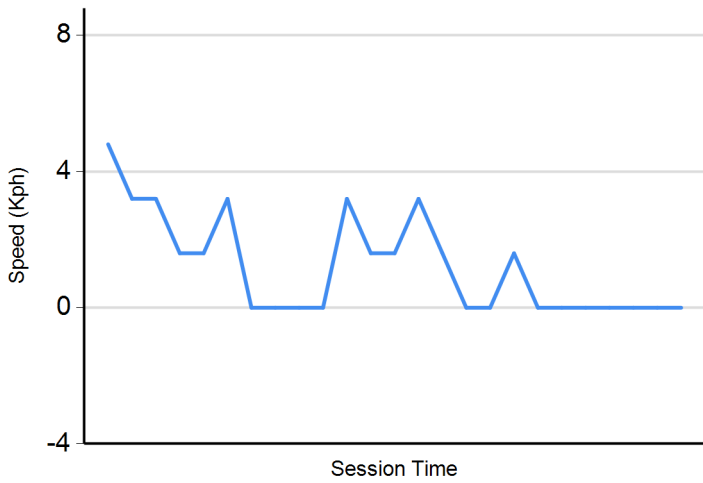
Humidity



Pressure



Wind Speed



Wind direction

North = 0°/360° Est = 90° South = 180° West = 270°

