

Junior FFSA

Finale (F)

Document 16 OFFICIEL

Résultats

Sous réserve du contrôle technique ou d'incidents d'ordre sportif

Clt	N°	Pilote	Tours	Ecart	Interv.	Meilleur tour	Pénalité
1	10	DORISON Arthur	17			56.389	
2	17	PERROT THOMMEROT Enzo	17	0.082	0.082	56.054	
3	4	LEBLAIS Bastian	17	0.567	0.485	56.373	
4	12	BILLARD Lisa	17	1.138	0.571	56.319	
5	9	DAUVERGNE Matthéo	17	2.745	1.607	56.267	
6	15	HERBERT Ryan	17	4.179	1.434	56.289	
7	2	ERKKILA Miko	17	4.245	0.066	56.246	
8	19	GIALDINI Ethan	17	4.660	0.415	56.298	
9	7	GILTAIRE Elyo	17	8.445	3.785	56.620	
10	11	TANI Kimi	17	9.904	1.459	56.263	+5.000
11	3	RAHALI Adam	17	12.506	2.602	56.573	
12	14	LELAURE Nils	17	12.540	0.034	56.615	
13	6	LORIMIER Arthur	17	13.137	0.597	56.546	
14	23	ROCHE PAILLER Mathias	17	13.568	0.431	56.590	
15	25	GALMICHE Victor	17	20.211	6.643	56.212	+15.000
16	16	FLAMENT Matthias	17	39.300	19.089	58.330	
17	8	LIGOT-DELPRAT Rodolphe	17	39.975	0.675	58.108	
18	21	MERIEUX Kimi	10	7 Tours	7 Tours	56.800	
19	18	LANFRAY Alan	2	15 Tours	8 Tours	58.135	
20	22	JEANNE Louis	0	17 Tours	2 Tours		

N°11 TANI Kimi : 5s de pénalité pour carénage avant mal positionné. Suivant la décision sportive N°30-11.

N°25 GALMICHE Victor : 10s de pénalité pour défaut de maîtrise, article 2.24 des PG CIK 2022. Suivant la décision sportive N°29.

N°25 GALMICHE Victor : 5s de pénalité pour carénage avant mal positionné. Suivant la décision sportive N°30-25.

Tête de course : N°10 DORISON Arthur (1-6) / N°17 PERROT THOMMEROT Enzo (7-7) / N°10 DORISON Arthur (8-17)

Départ : 29/05 - 14:02:34

Meilleur tour : N°17 PERROT THOMMEROT Enzo 56.054 94.73 km/h

Météo : Soleil Air : 17°C Piste : Sèche

Record de l'épreuve : N°11 TANI Kimi 55.991 94.84 km/h

N°25 04:52
Tour 4

N°17 12:17
Tour 12


TOP2 Varennes 2022 - Chpt Junior - EFK (France) 28-29/05/2022

Page 1 / 1

Ligue Karting Auvergne

Apex Timing GoRacing






Junior FFSA

Finale (F)

Tableau des tours

Pour information, sans valeur officielle

	1	2	3	4	5	6	7	8	9	10	11	12	13	14	15	16	17	18	19	20
Grille	12	17	10	11	21	18	25	19	9	15	14	2	4	7	6	22	23	8	16	3
Départ	12	10	17	21	11	25	18	9	19	14	15	4	2	6	7	23	22	16	8	3
Tour 1 Intervalle	10	12 0.2	21 0.4	17 0.8	4 0.7	25 0.0	14 0.1	18 0.2	11 0.5	9 0.1	3 0.1	19 0.0	2 0.2	15 0.0	6 0.1	8 0.2	7 0.0	23 0.5	16 0.1	
Tour 2	10	12 0.1	21 0.6	17 0.7	4 0.2	18 1.4	11 0.8	19 0.7	9 0.8	25 0.3	2 0.1	15 0.8	7 0.0	8 0.1	6 0.1	16 0.1	23 0.0	14 1.4	3 1.3	
Tour 3	10	12 0.0	21 0.1	4 0.3	17 0.1	11 2.6	19 0.6	9 1.0	25 0.2	2 0.2	15 0.4	7 0.2	6 1.6	8 0.2	23 0.0	16 0.2	14 0.4	3 0.8		
Tour 4	10	12 0.1	21 0.3	17 0.5	4 0.2	11 2.1	19 0.7	9 0.6	25 0.3	2 0.1	15 0.3	7 0.8	6 2.1	23 0.7	8 0.2	14 0.3	3 0.1	16 0.1		
Tour 5	10	12 0.1	17 0.6	21 0.0	4 0.3	11 2.5	19 0.7	9 0.3	25 0.3	2 0.1	15 0.3	7 1.2	6 2.6	23 0.5	3 0.8	14 0.8	16 0.7	8 1.0		
Tour 6	10	17 0.1	12 0.1	21 0.1	4 0.1	11 2.7	9 0.7	19 0.0	25 0.2	2 0.1	15 0.3	7 1.8	6 2.8	3 0.7	23 0.0	14 1.1	16 2.2	8 1.2		
Tour 7	17	10 0.1	12 0.0	4 0.1	21 0.2	11 2.7	9 0.7	25 0.3	19 0.1	2 0.0	15 0.3	7 1.9	3 3.4	6 0.1	23 0.3	14 0.8	16 4.0	8 0.8		
Tour 8	10	12 0.1	17 0.1	4 0.2	21 0.9	11 1.7	9 0.8	25 0.1	19 0.3	2 0.1	15 0.1	7 2.1	3 3.4	6 0.3	23 0.1	14 0.8	16 5.8	8 0.3		
Tour 9	10	4 0.6	12 0.8	17 0.3	21 0.6	11 0.5	25 0.7	9 0.0	19 0.4	15 0.2	2 0.1	7 2.7	3 3.3	6 0.1	23 0.7	14 0.1	16 7.8	8 0.1		
Tour 10	10	4 0.6	12 0.7	17 0.3	11 1.4	25 0.4	9 0.3	15 0.8	19 0.1	2 0.0	7 2.7	3 3.5	6 0.2	23 0.6	14 0.1	21 0.6	16 8.7	8 0.1		
Tour 11	10	4 0.5	12 0.5	17 0.2	25 1.8	11 0.0	9 0.3	15 1.1	19 0.2	2 0.1	7 2.8	3 3.7	6 0.1	23 0.5	14 0.1	8 11.9	16 0.0			
Tour 12	10	4 0.4	17 0.4	12 0.5	25 2.0	9 0.2	11 0.1	15 0.4	19 0.2	2 0.1	7 3.2	3 4.0	6 0.1	23 0.1	14 0.1	16 13.8	8 0.0			
Tour 13	10	17 0.1	4 0.1	12 0.7	25 2.1	11 0.2	9 0.1	15 0.3	19 0.4	2 0.1	7 3.4	3 4.1	6 0.3	14 0.1	23 0.3	16 15.8	8 0.1			
Tour 14	10	17 0.1	4 0.2	12 0.6	25 2.0	11 0.1	9 0.1	15 0.3	2 0.5	19 0.1	7 3.8	3 4.0	14 0.6	6 0.3	23 0.2	8 17.4	16 0.0			




Junior FFSA

Finale (F)

Tableau des tours

Pour information, sans valeur officielle

Tour 15	10	17 0.1	4 0.2	12 0.5	11 2.4	9 0.0	25 0.2	15 0.1	2 0.5	19 0.6	7 3.9	3 4.0	14 0.4	6 0.4	23 0.4	16 20.5	8 0.1
Tour 16	10	17 0.1	4 0.7	12 0.0	9 2.6	15 0.9	2 0.1	19 0.3	25 0.1	11 0.7	7 3.3	3 4.0	14 0.2	6 0.1	23 0.9	16 22.9	8 0.0
Tour 17	10	17 0.0	4 0.4	12 0.5	9 1.6	15 1.4	2 0.0	19 0.4	11 0.2	25 0.3	7 3.2	3 4.0	14 0.0	6 0.5	23 0.4	16 25.7	8 0.6




Junior FFSA

Finale (F)

Analyse des tours

Pour information, sans valeur officielle

Tours	Secteur 1	Secteur 2	Secteur 3	emps au tour	Tours	Secteur 1	Secteur 2	Secteur 3	emps au tour	Tours	Secteur 1	Secteur 2	Secteur 3	emps au tour
N°2 ERKKILA Miko					16	15.726	22.304	19.005	57.035	14	16.214	22.243	18.923	57.380
1	18.146	23.674	19.836	1:01.656	17	15.855	22.384	18.987	57.226	15	15.764	22.244	18.830	56.838
2	15.978	24.016	19.936	59.930	N°4 LEBLAIS Bastian					16	15.600	22.120	18.826	56.546
3	15.983	22.522	19.014	57.519	1	17.273	23.441	19.341	1:00.055	17	15.913	22.572	18.978	57.463
4	15.611	22.297	18.925	56.833	2	15.741	22.535	18.920	57.196	N°7 GILTAIRE Elyo				
5	15.653	22.227	18.737	56.617	3	15.662	22.394	18.936	56.992	1	19.065	23.494	19.491	1:02.050
6	15.580	22.172	18.732	56.484	4	15.635	22.762	19.297	57.694	2	16.341	23.391	20.546	1:00.278
7	15.712	22.308	18.841	56.861	5	15.595	22.219	18.774	56.588	3	15.851	22.353	19.053	57.257
8	15.729	22.175	18.803	56.707	6	15.539	22.219	18.817	56.575	4	15.804	22.594	18.992	57.390
9	15.587	22.485	18.761	56.833	7	15.710	22.093	18.716	56.519	5	15.834	22.332	18.848	57.014
10	15.638	22.251	19.058	56.947	8	16.029	22.095	18.778	56.902	6	15.725	22.456	18.941	57.122
11	15.625	22.321	18.737	56.683	9	15.834	22.189	18.930	56.953	7	15.711	22.294	18.929	56.934
12	15.554	22.095	18.651	56.300	10	15.569	22.232	18.803	56.604	8	15.682	22.311	18.796	56.789
13	15.534	22.319	18.746	56.599	11	15.626	22.113	18.791	56.530	9	15.810	22.312	19.102	57.224
14	15.573	22.063	18.610	56.246	12	15.525	22.191	18.817	56.533	10	15.701	22.312	18.884	56.897
15	15.504	22.149	18.704	56.357	13	15.571	22.347	18.704	56.622	11	15.676	22.271	18.909	56.856
16	16.111	22.267	18.801	57.179	14	15.611	22.082	18.794	56.487	12	15.658	22.283	18.679	56.620
17	16.055	22.468	18.997	57.520	15	15.500	22.106	18.767	56.373	13	15.659	22.312	18.855	56.826
N°3 RAHALI Adam					16	15.779	22.422	19.190	57.391	14	15.790	22.231	18.848	56.869
1	17.338	23.737	19.793	1:00.868	17	16.307	22.571	18.790	57.668	15	15.718	22.457	18.774	56.949
2	15.811	27.193	21.582	1:04.586	N°6 LORIMIER Arthur					16	15.789	22.348	18.923	57.060
3	15.936	22.466	19.077	57.479	1	18.383	23.539	19.845	1:01.767	17	15.902	22.357	18.924	57.183
4	15.660	22.388	19.389	57.437	2	16.317	23.581	21.006	1:00.904	N°8 LIGOT-DELPAT Rodolphe				
5	15.596	23.043	18.831	57.470	3	15.877	23.294	19.412	58.583	1	18.437	23.578	19.732	1:01.747
6	15.610	22.135	18.828	56.573	4	16.018	22.710	19.120	57.848	2	16.381	23.520	20.645	1:00.546
7	15.753	22.168	18.884	56.805	5	15.892	22.523	19.161	57.576	3	15.874	23.637	19.493	59.004
8	15.648	22.273	18.859	56.780	6	15.885	22.406	18.977	57.268	4	16.259	23.136	19.219	58.614
9	15.679	22.436	18.970	57.085	7	16.008	22.457	19.211	57.676	5	15.952	25.302	19.479	1:00.733
10	15.647	22.517	18.974	57.138	8	15.843	22.298	18.895	57.036	6	16.226	22.891	19.402	58.519
11	15.752	22.314	18.945	57.011	9	15.645	22.250	19.008	56.903	7	16.300	22.809	19.323	58.432
12	15.580	22.389	19.031	57.000	10	15.752	22.408	19.058	57.218	8	16.140	22.773	19.195	58.108
13	15.758	22.258	18.856	56.872	11	15.737	22.285	18.845	56.867	9	15.981	23.127	19.361	58.469
14	15.641	22.196	18.913	56.750	12	15.824	22.232	18.943	56.999	10	16.532	22.860	19.255	58.647
15	15.712	22.375	18.885	56.972	13	15.892	22.284	18.974	57.150	11	16.678	22.879	19.720	59.277




Junior FFSA

Finale (F)

Analyse des tours

Pour information, sans valeur officielle

Tours	Secteur 1	Secteur 2	Secteur 3	emps au tour	Tours	Secteur 1	Secteur 2	Secteur 3	emps au tour	Tours	Secteur 1	Secteur 2	Secteur 3	emps au tour
12	16.091	22.831	19.577	58.499	10	15.689	22.203	18.788	56.680	8	15.804	22.160	18.743	56.707
13	16.537	23.124	19.791	59.452	11	15.580	22.202	18.822	56.604	9	16.855	22.448	18.890	58.193
14	16.355	22.731	19.488	58.574	12	15.616	22.178	18.808	56.602	10	15.515	22.165	18.756	56.436
15	16.196	23.805	20.386	1:00.387	13	15.582	22.335	18.869	56.786	11	15.535	22.123	18.661	56.319
16	16.588	23.102	19.585	59.275	14	15.558	22.062	18.769	56.389	12	15.500	22.626	18.886	57.012
17	16.443	23.269	20.639	1:00.351	15	15.548	22.042	18.809	56.399	13	15.586	22.151	18.674	56.411
N°9 DAUVERGNE Matthéo					16	15.827	22.241	18.823	56.891	14	15.635	22.046	18.666	56.347
1	16.867	24.415	20.122	1:01.404	17	16.129	22.653	19.189	57.971	15	15.563	22.064	18.697	56.324
2	15.873	24.491	19.584	59.948	N°11 TANI Kimi					16	15.588	22.104	19.185	56.877
3	15.864	22.450	19.089	57.403	1	17.317	24.219	19.768	1:01.304	17	16.305	23.016	18.840	58.161
4	15.727	22.299	18.840	56.866	2	15.757	23.458	19.256	58.471	N°14 LELAURE Nils				
5	15.686	22.227	18.809	56.722	3	15.693	22.505	19.231	57.429	1	17.197	23.396	19.790	1:00.383
6	15.564	22.141	18.757	56.462	4	15.841	22.452	18.871	57.164	2	16.065	26.981	21.244	1:04.290
7	15.578	22.197	18.922	56.697	5	15.653	22.330	18.945	56.928	3	16.061	22.798	19.139	57.998
8	15.671	22.292	18.751	56.714	6	15.658	22.245	18.904	56.807	4	15.953	22.896	19.255	58.104
9	15.583	22.102	18.956	56.641	7	15.576	22.258	18.916	56.750	5	15.722	23.914	18.912	58.548
10	15.629	22.202	18.785	56.616	8	15.630	22.225	18.765	56.620	6	15.728	22.271	18.875	56.874
11	15.502	22.036	18.729	56.267	9	15.621	22.247	18.822	56.690	7	15.656	22.379	18.899	56.934
12	15.767	22.344	18.698	56.809	10	15.519	22.267	18.808	56.594	8	15.702	22.314	18.827	56.843
13	15.532	22.181	18.943	56.656	11	15.608	22.122	18.978	56.708	9	15.612	22.234	18.897	56.743
14	15.564	22.075	18.631	56.270	12	16.087	22.682	18.595	57.364	10	15.563	22.620	18.972	57.155
15	15.499	22.194	18.716	56.409	13	15.466	22.120	18.694	56.280	11	15.772	22.198	18.797	56.767
16	16.003	22.203	18.800	57.006	14	15.491	22.095	18.677	56.263	12	15.563	22.289	18.763	56.615
17	15.868	22.350	18.896	57.114	15	15.505	22.149	18.859	56.513	13	15.901	22.161	18.896	56.958
N°10 DORISON Arthur					16	18.458	22.138	18.790	59.386	14	15.926	22.168	18.778	56.872
1	16.430	22.590	19.135	58.155	17	15.647	22.162	19.173	56.982	15	15.624	22.168	18.977	56.769
2	15.890	22.634	19.142	57.666	N°12 BILLARD Lisa					16	15.744	22.292	18.830	56.866
3	15.788	23.203	19.164	58.155	1	16.458	22.812	19.191	58.461	17	15.746	22.312	18.948	57.006
4	15.757	22.406	18.860	57.023	2	15.797	22.565	19.195	57.557	N°15 HERBERT Ryan				
5	15.631	22.239	18.842	56.712	3	15.858	23.084	19.153	58.095	1	17.782	23.749	20.296	1:01.827
6	15.708	22.512	18.935	57.155	4	15.878	22.318	18.921	57.117	2	16.206	24.111	20.381	1:00.698
7	15.844	22.122	18.940	56.906	5	15.620	22.234	18.855	56.709	3	15.712	22.359	19.029	57.100
8	15.680	22.211	18.742	56.633	6	15.698	22.301	19.303	57.302	4	15.615	22.292	18.841	56.748
9	15.693	22.143	18.925	56.761	7	15.662	22.145	18.859	56.666	5	15.595	22.215	18.811	56.621



Junior FFSA

Finale (F)

Analyse des tours

Pour information, sans valeur officielle

Tours	Secteur 1	Secteur 2	Secteur 3	emps au tour
6	15.547	22.160	18.797	56.504
7	15.595	22.184	19.049	56.828
8	15.635	22.140	18.804	56.579
9	15.577	22.224	18.733	56.534
10	15.501	22.347	18.929	56.777
11	15.565	22.209	18.767	56.541
12	15.602	22.082	18.649	56.333
13	15.477	22.157	18.712	56.346
14	15.551	22.017	18.721	56.289
15	15.483	22.262	18.689	56.434
16	16.487	22.203	18.869	57.559
17	16.036	22.430	19.127	57.593

N°16 FLAMENT Matthias

1	18.681	24.110	19.850	1:02.641
2	16.489	23.065	20.460	1:00.014
3	16.194	23.365	19.504	59.063
4	16.275	23.034	19.665	58.974
5	15.984	23.530	19.430	58.944
6	16.065	22.861	19.404	58.330
7	16.179	23.088	19.514	58.781
8	16.273	22.926	19.430	58.629
9	16.191	23.063	19.480	58.734
10	16.181	23.003	19.428	58.612
11	16.632	23.193	19.666	59.491
12	16.227	22.830	19.324	58.381
13	16.432	23.402	19.523	59.357
14	16.309	23.153	19.319	58.781
15	16.240	23.819	20.075	1:00.134
16	16.562	23.144	19.696	59.402
17	16.431	23.626	19.684	59.741

N°17 PERROT THOMMEROT Enzo

1	17.258	23.163	19.212	59.633
2	15.931	22.670	19.058	57.659
3	15.728	22.399	19.266	57.393

Tours	Secteur 1	Secteur 2	Secteur 3	emps au tour
4	15.601	22.773	18.997	57.371
5	15.568	22.118	18.691	56.377
6	15.468	22.131	18.927	56.526
7	15.596	22.115	18.877	56.588
8	16.204	22.106	18.760	57.070
9	17.213	22.441	18.785	58.439
10	15.535	22.143	18.710	56.388
11	15.502	22.110	18.617	56.229
12	15.422	22.205	18.584	56.211
13	15.386	22.005	18.663	56.054
14	15.546	22.156	18.718	56.420
15	15.512	22.114	18.740	56.366
16	15.854	22.326	18.716	56.896
17	16.115	22.592	19.204	57.911

N°18 LANFRAY Alan

1	17.716	23.657	19.333	1:00.706
2	16.041	22.901	19.193	58.135

N°19 GIALDINI Ethan

1	18.086	23.818	19.679	1:01.583
2	15.963	23.616	19.250	58.829
3	15.704	22.431	19.135	57.270
4	15.872	22.479	18.917	57.268
5	15.695	22.379	18.888	56.962
6	15.700	22.300	18.914	56.914
7	15.655	22.609	18.912	57.176
8	15.619	22.156	18.876	56.651
9	15.533	22.301	18.778	56.612
10	15.609	22.573	19.038	57.220
11	15.526	22.345	18.743	56.614
12	15.543	22.097	18.658	56.298
13	15.516	22.311	18.753	56.580
14	15.527	22.108	18.966	56.601
15	15.687	22.340	18.848	56.875
16	15.887	22.203	18.734	56.824

Tours	Secteur 1	Secteur 2	Secteur 3	emps au tour
17	15.975	22.577	19.043	57.595

N°21 MERIEUX Kimi

1	16.739	22.831	19.205	58.775
2	15.947	22.627	19.130	57.704
3	15.856	22.553	19.256	57.665
4	15.832	22.446	19.030	57.308
5	15.721	22.277	19.023	57.021
6	15.600	22.265	18.935	56.800
7	15.640	22.418	18.799	56.857
8	16.044	22.570	19.065	57.679
9	16.069	22.597	19.174	57.840
10	15.718	23.318	28.031	1:07.067

N°23 ROCHE PAILLER Mathias

1	19.157	23.739	19.630	1:02.526
2	16.237	23.335	20.709	1:00.281
3	16.097	23.102	19.509	58.708
4	16.336	22.717	19.199	58.252
5	15.810	22.401	19.193	57.404
6	15.838	22.440	19.222	57.500
7	15.973	22.292	18.937	57.202
8	15.699	22.273	18.908	56.880
9	15.716	22.706	19.016	57.438
10	15.583	22.547	19.054	57.184
11	15.615	22.220	18.874	56.709
12	15.598	22.156	18.836	56.590
13	16.220	22.471	18.837	57.528
14	15.900	22.239	18.975	57.114
15	15.701	22.450	18.882	57.033
16	15.567	22.298	19.152	57.017
17	15.752	22.311	18.930	56.993

N°25 GALMICHE Victor

1	16.865	23.944	19.527	1:00.336
2	16.064	25.436	19.948	1:01.448
3	15.929	22.476	18.919	57.324

Junior FFSA

Finale (F)

Analyse des tours

Pour information, sans valeur officielle

Tours	Secteur 1	Secteur 2	Secteur 3	emps au tour
4	15.676	22.363	18.901	56.940
5	15.605	22.227	18.829	56.661
6	15.486	22.175	18.803	56.464
7	15.658	22.299	18.799	56.756
8	15.649	22.143	18.697	56.489
9	15.585	22.178	18.665	56.428
10	15.488	22.168	18.682	56.338
11	15.472	22.074	18.666	56.212
12	15.928	22.194	18.852	56.974
13	15.634	22.111	18.744	56.489
14	15.582	22.107	18.614	56.303
15	15.612	22.698	18.734	57.044
16	17.016	22.503	18.769	58.288
17	15.793	22.565	19.684	58.042

3	RAHALI Adam	10	16	FLAMENT Matthias
8	LIGOT-DELPRAT Rodolphe	9	23	ROCHE PAILLER Mathias
22	JEANNE Louis	8	6	LORIMIER Arthur
7	GILTAIRE Elyo	7	4	LEBLAIS Bastian
2	ERKKILA Miko	6	14	LELAURE Nils
15	HERBERT Ryan	5	9	DAUVERGNE Matthéo
19	GIALDINI Ethan	4	25	GALMICHE Victor
18	LANFRAY Alan	3	21	MERIEUX Kimi
11	TANI Kimi	2	10	DORISON Arthur
17	PERROT THOMMEROT Enzo	1	12	BILLARD Lisa

POLE POSITION



Départ : 29/05 - 14:10 17 Tours = 25.075 km

TOP2 Varennes 2022 - Chpt Junior - EFK (France) 28-29/05/2022

Page 1 / 1

Ligue Karting Auvergne

Apex Timing GoRacing 